


# Curriculum of Bachelor of Arts in Computer Application (BCA)

Semester - 1/2/3/4




## Submitted By

Computer Application Subject Committee  
Faculties of Humanities and Social Science  
Tribhuvan University

## Submitted To

Dean's Office, Faculty of Humanities and Social Sciences  
Tribhuvan University  
Kirtipur, Nepal  
2014



### **Title**

The title of the program is Bachelor of Arts in Computer Application (BCA).

### **Objective**

The objective of the Bachelor of Arts in Computer Application (BCA) at the Faculty of Humanities and Social Sciences of Tribhuvan University is to produce high quality computer application users and developers.

### **Duration of the Program**

The program of study for Bachelor of Arts in Computer Application (BCA) is over a period of eight semesters (four academic years). The academic year begins in the September and February of each year.

### **Medium of Instruction and Examination**

The medium of instruction and examination in the Bachelor of Arts in Computer Application (BCA) program shall be English.

### **Entry Requirement**

The entry requirement for students in Bachelor of Arts in Computer Application (BCA) is Intermediate Level or Higher Secondary level (10+2) or equivalent in any discipline from a recognized institution with at least second division (45%) marks. Besides the basic academic requirement, an entrance examination will be conducted for all applicants by the concerned Dean's office.

### **Admission Procedure**

The entrance test application form and the information brochure shall be provided on request at the concerned college or department. The concerned college or department scrutinizes the applications. The eligible candidates are informed to appear in the entrance test. The exact date for the entrance test is communicated to the applicants by the concerned Dean's office. The candidates shall be admitted on merit basis. The subjects and weightage of each subject for the Entrance test will be as follow:

English: 40%; Mathematics: 50% and General Knowledge: 10%

The college may also hold interviews for the candidates before their final selection for admission. The candidates, who are given provisional admission pending submission of the qualifying certificates, are required to submit all necessary documents within a week of the beginning of regular classes. Otherwise, the admission will be annulled.

### **Academic Schedule**

The academic session of the University consists of two semesters per year. The Fall semester begins in September and the Spring Semester begins in February. For the Bachelor of Arts in Computer Application (BCA) program, student admission may commence either in the Fall semester or in the Spring semester, as approved by the university. Tribhuvan University publishes its yearly academic calendar. The affiliated colleges are required to follow the calendar.



### Student Evaluation

The students' academic performance during a semester is evaluated using the system of continuous assessment (Internal Assessment and External Assessment). The college or concerned department conducts the internal assessment during the session and the University conducts the external assessment (Final Examination) at the end of each semester. Final practical examination shall be conducted by the college or the concerned department and the university will send the external examiner.

Each course shall have internal evaluation marks of 40% evaluated by the concerned faculty member. Generally, each course will have a written end semester examination (Final Examination) of 60% marks at the end of each semester. The internal marks shall be awarded on the basis of constant assessment. Normally, final examinations are not conducted for elective courses and in courses which are offered as intensive courses conducted by reputed international scholars. The mark weightage and time allocated for different assessment is given below.

Examination Scheme (Subjects with Practical)				
Internal Assessment		External Assessment		Total
Theory	Practical	Theory	Practical	
20%	20% (3 Hrs.)	60% (3 Hrs.)	-	100%

Examination Scheme (Subjects without Practical)		
Internal Assessment	External Assessment	Total
40%	60% (3 Hrs.)	100%

To pass in a subject, a student must obtain a minimum of 40% in that subject in internal assessment and D grade in the final examination. Students must pass 'Theory Internal Assessment', 'Practical Assessment' and 'Final Examination' separately.

### The Credit System

Each course is assigned a certain number of credits depending generally upon its lecture, tutorial and practical work hours in a week. In theory subjects, one lecture per week is assigned one credit as a general rule.

### Grading System

The grade (marks) awarded to a student in a course is based on his/her consolidated performance in sessional and final examinations. The letter grade in any particular



subject is an indication of a student's relative performance in that course. The pattern of grading is as follows:

Letter	Grade	Grade Point Description
A	4.0	Excellent
A-	3.7	
B+	3.3	
B	3.0	Good
B-	2.7	
C+	2.3	
C	2.0	Satisfactory
C-	1.7	
D+	1.3	
D	1.0	Work satisfying minimum requirement for credits
F	0	Failing

Only in very rare and unusual circumstances, if a student cannot finish all the required work for the course, he/she may be awarded an incomplete grade "I". If all the required work is not completed within the following semester, the grade of I will automatically be converted to an "F". A student receiving an "I" grade does not need to register for that subject in the following semester to complete the required works.

The performance of a student in a semester shall be evaluated in terms of the Semester Grade Point Average (SGPA) which is the grade point average for the semester. The cumulative grade point average (CGPA) is the grade point average for all completed semesters.

**SGPA** = Total honor points earned in a semester / Total number of credits registered in a semester

**CGPA** = Total honor points earned / Total number of credits completed

### Attendance Requirement

The students must attend every lecture, tutorial and practical classes. However, to accommodate for sickness and other contingencies, the attendance requirement shall be a minimum of 80% of the classes actually held. If a student fails to attend 80% of the classes in any particular subject, he/she shall not be allowed to take the final examination in that subject.

### Normal and Maximum Duration of Stay at the College

The normal duration for completing the Bachelor of Arts in Computer Application (BCA) program at the university will be four years. The maximum duration for the completion of the requirements will be the normal duration plus two years.

### Course Registration

The academic record of a student is maintained in terms of the courses for which he/she registers in any semester, and the grades he/she obtains in those courses. Registration for



courses is done at the beginning of each semester. Since registration is a very important procedural part of the credit system, it is absolutely essential that all students present themselves at the college. In case of illness or any exceptional circumstance during the registration period, he/she must inform the Principal of the same. Registration in absentia may be allowed only in rare cases, at the discretion of the Principal. However, the student's nominee cannot register for courses but will only be allowed to complete other formalities.

### **Repeating a Course**

A course may be taken only once for a grade, except when a student receives a D or F grade. Since passing of all core courses individually is a degree requirement, the student must retake the failing core course when offered and must successfully complete the course. Retaking a course in which a student has earned a D grade is optional. However, a student cannot retake more than two courses in which he/she has received D grade. The grade earned on the retake will substitute the grade earned first time the course was taken.

### **Elective Courses**

The curriculum is oriented to have intensive study in the field of interest with course registration flexibility at least for four courses. But in future, course registration flexibility shall be increased to more number of courses.

### **Award of Degree**

Tribhuvan University awards Bachelor of Arts in Computer Application (BCA) degree upon completion of all requirements as prescribed in the curriculum. Tribhuvan University awards grades as explained in the curriculum on the basis of individual student's relative performance. The minimum credit hours needed for Bachelor of Arts in Computer Application (BCA) degree is 126. Cumulative Grade Point Average (CGPA) for the degree shall be awarded upon completion of all requirements.

### **Scrutinizing of Final Examination Paper**

Students may apply for re-totaling or rechecking of their grades as per University rule, upon payment of prescribed fee.

**Note:** The provisions of this document are not to be regarded as a binding contract between the University and the students. The University reserves the right to change any provisions or requirements contained in this document at any time, without pre-notification, within the students' term of residence.

प्राज्ञिक  
कीर्तिपुर

संस्कृत  
कीर्तिपुर



## Bachelor of Arts in Computer Application (BCA) Course Structure

Courses	Credit Hours
Computer Application (Core Courses)	71 (4*2+3*21)
Elective Courses	12 (3+3+3+3)
Mathematics & Statistics Courses	9 (3+3+3)
Language Courses	6 (3+3)
Social Sciences & Management Courses	15 (3+3+3+3+3)
Projects & Internships	13 (2+2+6+3)
<b>Total Credit Hours</b>	<b>126</b>

### First Year

First Semester						
SN	Course Code	Course Title	Credit Hrs.	Lecture Hrs.	Tutorial Hrs.	Lab Hrs.
1	CACS101	Computer Fundamentals & Applications	4	4	-	4
2	CASO102	Society & Technology	3	3	-	-
3	CAEN103	English I	3	3	1	-
4	CAMT104	Mathematics I	3	3	1	1
5	CACS105	Digital Logic	3	3	-	2
<b>Total</b>			16	16	2	7
Second Semester						
1	CACS151	C Programming	4	4	1	3
2	CAAC152	Financial Accounting	3	3	1	1
3	CAEN153	English II	3	3	1	-
4	CAMT154	Mathematics II	3	3	1	1
5	CACS155	Microprocessor and Computer Architecture	3	3	1	2
<b>Total</b>			16	16	5	7

### Second Year

Third Semester						
SN	Course Code	Course Title	Credit Hrs.	Lecture Hrs.	Tutorial Hrs.	Lab Hrs.
1	CACS201	Data Structures & Algorithms	3	3	-	3
2	CAST202	Probability and Statistics	3	3	1	1
3	CACS203	System Analysis and Design	3	3	1	-
4	CACS204	OOP in Java	3	3	1	2
5	CACS205	Web Technology	3	3	-	3
<b>Total</b>			15	15	3	9
Fourth Semester						
1	CACS251	Operating System	3	3	1	2
2	CACS252	Numerical Methods	3	3	1	2
3	CACS253	Software Engineering	3	3	1	-
4	CACS254	Scripting Language	3	3	-	3
5	CACS255	Database Management System	3	3	1	2
6	CAPJ256	Project I	2	-	-	4
<b>Total</b>			17	15	4	13



**Third Year**

**Fifth Semester**

SN	Course Code	Course Title	Credit Hrs.	Lecture Hrs.	Tutorial Hrs.	Lab Hrs.
1	CACS301	MIS and e-Business	3	3	-	2
2	CACS302	DotNet Technology	3	3	-	3
3	CACS303	Computer Networking	3	3	-	2
4	CAMG304	Introduction to Management	3	3	1	-
5	CACS305	Computer Graphics and Animation	3	3	1	2
<b>Total</b>			15	15	2	9

**Sixth Semester**

1	CACS351	Mobile Programming	3	3	-	3
2	CACS352	Distributed System	3	3	1	-
3	CAEC353	Applied Economics	3	3	1	-
4	CACS354	Advanced Java Programming	3	3	-	3
5	CACS355	Network Programming	3	3	-	2
6	CAPJ356	Project II	2	-	-	4
<b>Total</b>			17	15	2	12

**Fourth Year**

**Seventh Semester**

SN	Course Code	Course Title	Credit Hrs.	Lecture Hrs.	Tutorial Hrs.	Lab Hrs.
1	CACS401	Cyber Law & Professional Ethics	3	3	1	-
2	CACS402	Cloud Computing	3	3	-	3
3	CAIN403	Internships	3	-	-	-
4		Elective I	3	3		
5		Elective II	3	3		
<b>Total</b>			15	12		

**Eighth Semester**

1	CAOR451	Operations Research	3	3	1	-
2	CAPJ452	Project III	6	-	-	12
3		Elective III	3	3		
4		Elective IV	3	3		
<b>Total</b>			15	9		

**List of Electives**

SN	Course Code	Course Title	SN	Course Code	Course Title
1	CAPS476	Applied Psychology	6	CACS482	Knowledge Engineering
2	CACS477	Geographical Information System	7	CACS483	Advanced DotNet Technology
3	CACS478	IT in Banking	8	CACS484	Database Programming
4	CACS479	Hotel Information System	9	CACS485	Database Administration
5	CAER480	Enterprise Resource Planning	10	CACS486	Network Administration



Course Title: **Computer Fundamentals and Applications (4 Cr.)**

Course Code: **CACS101**

Year/Semester: **I/I**

Class Load: **8 Hrs. / Week (Theory: 4 Hrs., Practical: 4 Hrs.)**

### **Course Description**

This course offers fundamental concepts of computer and computing which includes introduction to computer system, computer software & database management system, operating system, data communication & computer network and contemporary technologies. It also aims at helping students convert theoretical concept into practical skill through the use of different application packages including word processor, spreadsheet package, presentation package and photo editing graphical package.

### **Course Objectives**

The general objectives of this course are to provide fundamental concepts of information and communication technology and to make students capable of using different application packages in their personal as well as professional life.

### **Course Contents**

- Unit 1 Introduction to Computer System** **16 Hrs.**  
Introduction to Computer, Characteristics of Computer, Applications of Computer, Classification of Computer, Mobile Computing, Anatomy of a Digital Computer, Computer Architecture, Memory & Its Classification, Input devices, Output Devices, Interfaces.
- Unit 2 Computer Software** **3 Hrs.**  
Introduction to Software, Types of Software, Program vs. Software, Computer Virus and Antivirus.
- Unit 3 Operating System** **4 Hrs.**  
Introduction to Operating System, Function of Operating System, Types of Operating System, Open Source Operating System.
- Unit 4 Database Management System** **8 Hrs.**  
Introduction to DBMS, Database Models, SQL, Database Design and Data Security, Data Warehouse, Data Mining, Database Administrator
- Unit 5 Data Communication and Computer Network** **10 Hrs.**  
Introduction to communication system, Mode of Communication, Introduction to Computer Network, Types of Computer Network, LAN Topologies, Transmission Media, Network Devices, OSI Reference Model, Communication Protocols, Centralized vs. Distributed System.



### **Unit 6 Internet and WWW**

**6 Hrs.**

**Internet:** Introduction to Internet and its Applications, Connecting to the Internet, Client/Server Technology, Internet as a Client/Server Technology, Email, Video-Conferencing, Internet Service Providers, Domain Name Server, Internet Address, Internet Protocols (IP, TCP, HTTP, FTP, SMTP, POP, Telnet, Gopher, WAIS), Introduction to Intranet, Internet vs. Intranet vs. Extranet, Advantages & Disadvantages of Intranet

**World Wide Web (WWW):** World Wide Web and Its Evolution, Architecture of Web, Uniform Resource Locator (URL), Browsers: Internet Explorer, Netscape Navigator, Opera, Firefox, Chrome, Mozilla; Search Engine, Web Servers: Apache, IIS, Proxy Server; HTTP Protocol, FTP protocol.

### **Unit 7 Contemporary Technologies**

**13 Hrs.**

Multimedia, e-Commerce, e-Learning, e-Governance, e-Banking, Hypermedia, Geographical Information System, Virtual Reality, Augmented Reality, Artificial Intelligence, Ambient Intelligence, Robotics, Bit Coin.

### **Laboratory Works**

Laboratory works should cover all the units and topics mentioned below and a project work should be carried out by students individually implementing the concept and skill learnt in this course.

### **Unit 1 Operating System**

**10 Hrs.**

- a. **GUI Based OS (5 Hrs.):** Interface, GUI vs. CUI, Introduction to Windows, Features, Elements of Windows, Task Bar, Using Menus and Submenus, Opening a Program, Opening Multiple Program, Using Short Cuts, Using My Computer, Switching off the System, Desktop and Custom Wall Papers, Screen Saver, Using Help for Interactive Learning. Using General Accessories: Notepad, Paint Tool, Clip Board, Character Map, Calculator etc.; Using Multimedia: Using CD/DVD/BD, Using Audio/Video; Using Explorer to Manage Files and Folders: Copy/Delete/Rename/Short Cuts; Recycle Bin and It Uses. Using Format, Scandisk and Disk Defragmenter, Windows Installation and Setting.
- b. **CUI Based OS (5 Hrs.):** Introduction to DOS, DOS Internal Commands, DOS External Commands.

### **Unit 2 Word Processor**

**12 Hrs.**

Introduction to Word Processor, Features of Word Processor, Elements of Word Window, Creating & Saving Document, Copy Paste and Cut Paste, Format Painter, Undo and Redo, Print Preview, Printing Documents, Fonts, Effect and Character Formatting, Paragraph Formatting, Styles, Finding, Replacing and Selection, Cover Page, Blank Page, Page Break, Working with Table, Inserting Picture, Clip Art, Shapes, Smart Art and Chart, Hyperlink, Bookmarks, Cross-



Referencing, Header, Footer, Page Number, Working with Text Box, Quick Parts, Word Art, Drop Cap, Signature Line, Date & Time, Object, Equation, Symbol, Working with Themes, Page Margins, Page Orientation, Page Size, Columns Handling, Hyphenation, Watermark, Page Color, Page Borders, Indentation, Arranging Objects, Table of Contents, Footnote and Endnote, Citation and Bibliography, Captions, Inserting Index, Table of Authorities, Mail Merge, Spelling and Grammar, Thesaurus, Translation, Word Count, Comments, Tracking, Changes, Compare, Protecting Document, Document Views, Ruler, Gridlines, Document Map, Thumbnails, Zooming, Window Handling, Creating and Using Macro.

**Unit 3 Spreadsheet Package**

**12 Hrs.**

Introduction to Spreadsheet Package, Features of Spreadsheet Package, Introduction to Microsoft Excel, Elements of Excel Window, Cell Referencing in Excel: Relative, Absolute, and Mixed; Managing Workbooks, Worksheets, Windows, Working with Worksheet, Printing Worksheet, Using Formulas/functions; Formatting/Conditional Formatting Data & worksheet; Using Paste Special, Essential Worksheet Functions, Using Templates, Protecting the File and Worksheet with Passwords; Working with Graphic Objects: Clip Art, Word Art, Map; Working with Charts, Working with Internal Database, Getting More Power from Worksheet Databases, Accessing External Databases, Loan Amortization Scheduling and Calculation; Data Validation, Consolidating and Outlining, Using What- if Analysis: Data Table, Goal Seek, Scenario Manager; Understanding Pivot Tables, Constructing and Analyzing Pivot Tables, Using Custom Controls on Worksheets, Effectively Using the Macro Recorder

**Unit 4 Presentation Package**

**6 Hrs.**

Introduction, Creating and Saving Presentation; Entering, Editing, and Enhancing Text; Editing in different views- Outline View, Slide Sorter View; Creating Graphs, Editing and Enhancing Graphs; Adding ClipArt in Slide, Editing Arts, Animating Charts and Art Objects, Adding Sound, Choosing Sound Effects- Transitional, From Other Sources; Adding Sounds to Animations and Sound Objects; Recording Sound and Narration; Adding Movie in Slides, Playing and Editing Movie; Making Movie Poster and Icon; Slide Show, Setting Slide Transition, Speed and Slide Advancement; Rehearsing Slide Display Timing, Slide Notes and Comments; Editing Text Color, Creating Custom Color; Background and Schemes; Linking and Embedding Objects; Importing and Exporting Presentation; Printing Slides and Handouts

**Unit 5 Photo Editing Package**

**20 Hrs.**

**Fundamentals**

*Graphics Basics:* Bitmap Vs. Vector-Based Graphics, Color/Bit Depth and Image Resolution, Graphic File Formats, Optimizing Web Graphics, Regular Text Vs.



Anti- Aliased Text, Pixel Resize Vs. Smart Resize, Regular Graphics Vs. Interlaced Graphics, Lossy Compression Vs. Lossless Compression, Dithered Graphics Vs. Non-Dithered Graphics, Standard Selection Vs. Floating Selection, Tolerance, Opacity.

*Introduction to Color:* Color Modes- RGB, CMYK, Grayscale, LAB, Bitmap; Hue, Saturation, and Brightness; Browser Safe Colors; Shadows, Highlights and Midtones of an Image.

### **Interface, Tools and Options**

*Environment:* About Photoshop, The Photoshop Interface, Setting up a new Photoshop document, Saving a new document, The Default Palettes, Working with Photoshop Palettes, The Photoshop Toolbox and Options bar, Using Guides and Ruler,

*Image and Color Basics:* Supported import and export image formats, Opening an Image in Photoshop, Creating Images In Photoshop, Saving Images In Photoshop, Basic Image Editing, Changing Image Size, Cropping an Image, Changing Color/Bit Depth, Optimizing Images using Save for Web, Working with Color in Photoshop

*Tools:* Parts of the Toolbox, Toolbox Shortcuts, Tools Options, Marquees, Magic wand, Lassos, Move tool, Crop tool, Slice tools, Pencil, Paintbrush, Eraser tools, History brushes, Clone stamp-Pattern stamp, Healing brush tool, Retouch tool, Gradient, Paint bucket, Burn-Dodge-Sponge, Blur-Sharp-Smudge, Shapes-line- rectangle-polygon-custom shapes, Path selection tool, Pen tool, Type tools, Notes tool-Audio annotation, Eyedropper-Color sampler-Measure tool, Hand-Zoom, Quick mask-Screen modes, Jump to Image Ready, Back ground and Foreground.

*Transforms:* Using Free transform, Move, Rotate, Scale, Skew, Distort, Perspective, Flip-vertical, horizontal, Invert, Rotate 180°, Rotate 90° CW, Rotate 90° CCW,.

### **Layers, Channels and Actions**

*Photoshop Layers:* About Layers-Fill and Adjustment Layers, The Layer Palette, Naming Layers, Creating Layers, Deleting Layers, Viewing Layers, Moving Layers, Layer Opacity, Locking Layers, Merging Layers, Layer Modes and Blending Options, Image Compositing Using Layers.

*Photoshop Channels:* About Channels, The Channel Palette, Creating and Viewing Channels, Modifying Channels, Deleting Channels, Alpha Channels and Masks.

*Actions:* Using the Action Palette, Recording Action, Playing Action, Editing Action, Loading a Saved Action.

### **Restoring and Enhancing Images**

*Restoration of Photos:* Restoring Damaged Photos, Photo Retouching.



*Photo Enhancement and Color Correction:* Changing Levels, Changing Curves, Color Balance, Changing Brightness and Contrast, Changing Hue Saturation and Brightness, Changing a Grayscale Image to a Colored Image, Histogram, Gradient Map, Desaturate, Invert, Color Replace, Selective Color, Equalize, Threshold, Channel Mixer, Posterize, Changing Background using Layer Composting

**Text Editing and Special Effects**

*Text Editing in PhotoShop:* About the Type Layer, Creating Vertical and Horizontal Types, Point and Paragraph Text Creation, Using Horizontal and Vertical Type Mask Tools, Using Character Palette for Text Editing, Choosing a Font, Changing the Type Color, Choosing a Type Size, Specifying Kerning and Tracking, Using Fractional Character Widths, Specifying Baseline Shift, Applying Underline and Strikethrough, Text Alignment and Justification, Specifying Anti-Aliasing, Creating Text Warp, Rasterizing Type, Converting Type to Shapes, Adding Effects to Text

*Photoshop Special Effects and Filters:* About Special Effects, Using Filters, Basic Filter Examples, Artistic Filters, Distorting Filters, Filter Combinations, Plug-in Filters.

**Web Application and Animation**

*Adobe ImageReady:* About Image Ready, Opening Image Ready, The Image Ready Interface, Image Maps, Image Slicing, Basic Animation.

*Photoshop for Building Web Interface:* About the Interface

**Teaching Methods**

The teaching faculties are expected to create environment where students can update and upgrade themselves with the current scenario of computing and information technology with the help of topics listed in the syllabus. The general teaching pedagogy that can be followed by teaching faculties for this course includes class lectures, group discussions, case studies, guest lectures, research work, project work, assignments (theoretical and practical), and written and verbal examinations.

**Evaluation**

Examination Scheme				
Internal Assessment		External Assessment		Total
Theory	Practical	Theory	Practical	
20	20 (3 Hrs.)	60 (3 Hrs.)	-	100




### Text Books

- 1 Alexis Leon, Mathews Leon, "*Fundamentals of Information Technology, 2/e*", Vikas Publishing House Pvt Limited, 2009, ISBN: 9788182092457
- 2 E Balagurusamy, "*Fundamentals of Computers*," Tata McGraw Hill Education PVT.Ltd., 2009, ISBN: 9780070141605
- 3 Peter Norton's, "*Introduction to Computers*", 7<sup>th</sup> Edition, Tata McGraw-Hill, 2010, ISBN: 9780070671201

### Reference Books

- 1 Brad Dayley & DaNae Dayley, "*Adobe Photoshop CS6 Bible*", Wiley Publishing Inc., 2012, ISBN: 978-1-118-12388-1
- 2 Faithe Wempen, "*Microsoft Office Power Point 2007 Bible (With CD)*", Wiley Publishing Inc., 2007, ISBN: 978-0470043684
- 3 Herb Tyson, "*Microsoft Office Word 2007 Bible (With CD)*", Wiley Publishing Inc., 2007
- 4 Jim Boyce, "*Windows 7 Bible* ", Wiley Publishing Inc., 2009, ISBN: 978-0470509098
- 5 John Walkenbach, "*Microsoft Office Excel 2007 Bible (With CD)*", Wiley Publishing Inc., 2007, ISBN: 978-0470044032
- 6 Pradeep Sinha and Priti Sinha, "*Computer Fundamentals (with CD)*", 6<sup>th</sup> Edition, BPB Publications, 2003, ISBN: 9788176567527
- 7 Ramesh Rimal & et. al., "*Computer Science-I, Revised Edition*", Buddha Academic Publishers and Distributors Pvt. Ltd. Nepal, 2013
- 8 Ramesh Rimal & et. al., "*Computer Science-II, Revised Edition*", Buddha Academic Publishers and Distributors Pvt. Ltd. Nepal, 2013





Course Title: **Society and Technology (3 Cr.)**

Course Code: **CACS102**

Year/Semester: **I/I**

Class Load: **3 Hrs. / Week (Theory: 3 Hrs.)**

### **Course Description**

This course covers several topics of sociology and impact of technology on society that includes basic concept of sociology, organizing social life, social system & social stratification of Nepalese societies, society & technology and research in social sciences which are essential to make computer professionals more responsible towards their society and social norms & values.

### **Course Objectives**

The main objective of this course is to make the students familiar with the disciplines of sociology. The goal is to enable them to analyze the Nepalese society and culture; and to understand the relationship between individual, Society and Culture.

### **Course Contents**

#### **Unit 1 Basic Concept of Sociology**

**6 Hrs.**

Definition of Sociology, Nature and Scope of Sociology, Relationship of Sociology with Other Social Sciences.

#### **Unit 2 Organizing Social Life**

**6 Hrs.**

Society: Population size and Distribution, Culture Community, Norms and Values, Status and Role, Institutions: Marriage, Family, Kinship and Groups.

#### **Unit 3 Social System & Social Stratification of Nepalese Societies.**

**9 Hrs.**

Social Processes & Socialization. Social and Cultural Change in Nepal, Factors of Social and Cultural Change in Nepal, Caste/Ethnicity based Stratification, Gender based Stratification, Religion based Stratification, Ecological based Stratification, National Integration: Historical Process of Nationhood, Cultural Integration (Language, Rituals and Customs).

#### **Unit 4 Society and Technology**

**12 Hrs.**

Technological Society, Technological Changes in Third World Society, Social and Cultural bases of Technological change, Process and Patterns of Diffusion of Innovation, Consequences of Technological Development on Nepalese Society. Accountability of Computer Professionals towards Society.

#### **Unit 5 Research in Social Science**

**12 Hrs.**

Concept of Research in Social Science, Understanding the Concept of Research Methods, Techniques and Tools: Interview, Focus Group Discussion, Observation, Qualitative, Quantitative and Mixed Method in Social Research,



Research Proposal and its Components: Identification of Research Problem, Formulation of Objectives, Research Design, Formation of hypothesis/research questions, Sampling design, tool and methods of data collection, Analysis and Presentation of Data, Research Report Writing and Presentation, Computer Softwares on Social Science Research.

### Teaching Methods

The general teaching methods includes class lectures, group works and discussions, case studies, guest lectures, research work, project work, assignments and examinations (written and verbal), depending upon the nature of the topics. The teaching faculty will determine the choice of teaching method as per the need of the topics.

### Evaluation


Examination Scheme				
Internal Assessment		External Assessment		Total
Theory	Practical	Theory	Practical	
40	-	60 (3 Hrs.)	-	100

### Text Books

1. Andersen, M. L. & Taylor, H. F. (2007). Understanding sociology. New Delhi: Cengage Learning India Private Limited.
2. Bista, D.B. (1996). People of Nepal. Kathmandu: Ratna Prakashan
3. Creswell, J. W. (2011). Research design: qualitative, quantitative and mixed methods approach. New Delhi: SAGE
4. Haralambos M & Heald R. M . (2006). Sociology: Themes and perspectives. New Delhi: Oxford University Press

### Reference Books

1. Bryman, A. (2008). *Social research methods (3rd ed.)*. New York, New Delhi: Oxford University Press.
2. Central Department of Sociology and Anthropology (1987-2009). *Occasional papers in sociology and anthropology*. Kathmandu.





Course Title: **English I (3 Cr.)**

Course Code: **CACS103**

Year/Semester: **I/I**

Class Load: **4 Hrs. / Week (Theory: 3 Hrs., Tutorial: 1 Hr.)**

### **Course Description**

This course aims at helping students combine the knowledge of the English language with their technical knowledge with special emphasis on vocabulary acquisition and grammatical accuracy. It offers up-to-date technical content, authentic reading and listening passages covering a wide range of topics like the use of virtual reality in industry, personal computing, viruses and security, information systems, and multimedia. Letter-writing section offers a complete guide to writing work-related letters and comprehensive glossary of technical terms forms a useful mini-dictionary of computing terminology.

### **Course Objectives**

The main objectives of the course are to:

- impart effective language skills to students and enable them to use language accurately, clearly and concisely,
- acquaint students with language used in computer study through extensive reading activity,
- help them to enhance their ability to use language in a proper way with specific focus on grammatical accuracy and writing competence,
- enable students to improve work-related letter writing skills with special attention to presentation and structure, and
- familiarize them with innovation in computer science while introducing them with the language used in this field.

### **Course Contents**

#### **A. LEARNING THE LANGUAGE**

##### **Unit One**

**9 Hrs.**

- I. Personal Computing  
The Processor  
Language Focus A: Contextual Reference
- II. Portable Computers  
Operating Systems  
Language Focus B: Word formation, prefixes
- III. Online Services  
Data Transmission  
Language Focus C: Word formation, suffixes



**Unit Two**

**12 Hrs.**

- I. Computer Software  
Comparing Software Packages  
Language Focus D: Making Comparisons
  
- II. Computer Networks  
Network Configurations  
Language Focus E: Time Sequence
  
- III. Computer in Education  
CALL  
Language Focus F: Giving Examples
  
- IV. Virtual Reality  
VR Input Devices  
Language Focus G: Classifying

**B. ORGANIZING AND WRITING TEXTS**

**Unit Three**

**9 Hrs.**

- I. Programming and Languages  
C Languages  
Language Focus H: Organizing Information
  
- II. Computer Viruses  
Computer Security  
Language Focus I: Listing
  
- III. Computers in the Office  
Computer System  
Language Focus J: The Passive

**Unit Four**


**6 Hrs.**

- I. Computers in Medicine  
Data Storage and Management  
Language Focus K: Explanations and Definitions
  
- II. Robotics  
Robot Characteristics  
Language Focus L: Compound Noun

**Unit Five**

**9 Hrs.**

- I. Machine Translation  
AI and Expert System  
Language Focus M: Cause and Effect





## II. Multi Media

Computer-to-video-conversion  
Language Focus N: Making Predictions

## III. Computer Graphics

24 bit Color  
Language Focus O: Letter Writing

### Teaching Methods

The course expects communicative language teaching (CLT). Facilitating the learning process, the instructors are expected to stimulate the students to work as per the spirit of the course and make learning a joyful experience.

### Evaluation

#### **Internal Evaluation: 40%**


Attendance - 5  
Presentation/classroom participation- 5  
Writing sample- 15  
Mid-term test- 15

#### **Final Evaluation- 60%**

Comprehension  
Vocabulary formation  
Grammar testing  
Writing of multiple forms

### Prescribed Textbook

1. Boeckner, Keith and P. Charles Brown. *Oxford English for Computing*. London: Rutledge, 1993.





Course Title: **Mathematics I (3 Cr.)**

Course Code: **CACS104**

Year/Semester: **I/I**

Class Load: **5 Hrs. / Week (Theory: 3 Hrs., Tutorial: 1 Hr., Practical: 1 Hr.)**

### **Course Description**

This course includes several topics from algebra and analytical geometry such as set theory and real & complex number; relation, functions and graphs; sequence and series; matrices and determinants; permutation & combination; conic section and vector in space which are essential as mathematical foundation for computing.

### **Course Objectives**

The general objective of this course is to provide the students with basic mathematical skills required to understand Computer Application Courses.

### **Course Contents**

#### **Unit 1 Set Theory and Real & Complex Number**

**7 Hrs.**

Concept, Notation and Specification of Sets, Types of Sets, Operations on Sets (Union, Intersection, Difference, Complement) and their Venn diagrams, Laws of Algebra of Sets (without proof), Cardinal Number of Set and Problems Related to Sets. Real Number System, Intervals, Absolute Value of Real Number. Introduction of Complex Number, Geometrical Representation of Complex Number, Simple Algebraic Properties of Complex Numbers (Addition, Multiplication, Inverse, Absolute Value)

#### **Unit 2 Relation, Functions and Graphs**

**8 Hrs.**

Ordered pairs, Cartesian product, Relation, Domain and Range of a relation, Inverse of a relation; Types of relations: reflective, symmetric, transitive, and equivalence relations. Definition of function, Domain and Range of a function, Inverse function, Special functions (Identity, Constant), Algebraic (linear, Quadratic, Cubic), Trigonometric and their graphs. Definition of exponential and logarithmic functions, Composite function.(Mathematica)

#### **Unit 3 Sequence and Series**

**7 Hrs.**

Sequence and Series (Arithmetic, Geometric, Harmonic), Properties of Arithmetic, Geometric, Harmonic sequences, A. M., G. M., and H. M. and relation among them. Sum of Infinite Geometric Series. Taylor's Theorem (without proof), Taylor's series, Exponential series.

#### **Unit 4 Matrices and Determinants**

**8 Hrs.**

Introductions of Matrices, Types of Matrices, Equality of Matrices, Algebra of Matrices, Determinant, Transpose, Minors and Cofactors of Matrix. Properties of determinants (with out proof), Singular and non-singular matrix, adjoin and



inverse of matrices. Linear transformations, orthogonal transformations; rank of matrices. (Matlab)

### Unit 5 Analytical Geometry

8 Hrs.

**Conic Sections:** Definitions ( Circle, Parabola, Ellipse, Hyperbola and Related Terms), Examples to Explain The Defined Terms, Equations and Graphs of The Conic Sections Defined Above, Classifying The Defined Conic Sections by Eccentricity and Related Problems, Polar Equations of Lines, Circles, Ellipse, Parabolas, and Hyperbolas. (Mathematica / Matlab)

**Vectors in Space:** Vectors in Space, Algebra of Vectors in Space, Length, Distance Between Two Points, Unit Vector, Null Vector. Scalar Product, Cross Product of Two and Three Vectors and Their Geometrical Interpretations and Related Examples. (Matlab)

### Unit 6 Permutation and Combination

7 Hrs.

Basic Principle of Counting, Permutation of a. Set of Objects All Different b. Set of Objects Not All Different c. Circular Arrangement d. Repeated Use of The Same Object. Combination of Things All Different, Properties of Combination.

### Laboratory Works

Mathematica and/ or Matlab should be used for above mentioned topics.

### Teaching Methods



The general teaching pedagogy includes class lectures, group works, case studies, guest lectures, research work, project work, assignments (theoretical and practical), tutorials and examinations (written and verbal). The teaching faculty will determine the choice of teaching pedagogy as per the need of the topics.

### Evaluation

Examination Scheme				
Internal Assessment		External Assessment		Total
Theory	Practical	Theory	Practical	
20	20 (3 Hrs.)	60 (3 Hrs.)	-	100

### Text Book

1. Thomas, G. B, Finney, R. S., "Calculus with Analytic Geometry" Addison - Wesley, 9th Edition.





### Reference Books

1. Bajracharya D. R., Shreshtha, R. M. & et al, "*Basic Mathematics I, II*" Sukunda Pustak Bhawan, Nepal
2. Budnick, F. S., "*Applied Mathematics for Business, Economics and the Social Sciences*", McGraw-Hill Ryerson Limited.
3. Monga, G. S., "*Mathematics for Management and Economics*", Vikas Publishing House Pvt. Ltd., New Delhi.
4. Paudel, K. C., GC. F. B., and et. al, "*Higher Secondary Mathematics*", Asmita Publication & Distributors Pvt. Ltd, Nepal.
5. Upadhayay, H. P., Paudel, K.C & et al, "*Elements of Business Mathematics*", Pinnacle Publication.
6. Yamane, T. "*Mathematics for Economist*", Prentice-hall of India.





Course Title: **Digital Logic (3 Cr.)**

Course Code: **CACS105**

Year/Semester: **I/I**

Class Load: **5 Hrs. / Week (Theory: 3 Hrs, Practical: 2 Hrs.)**

### **Course Description**

This course presents an introduction to Digital logic techniques and its practical application in computer and digital system.

### **Course Objectives**

The course has the following specific objectives:

- To perform conversion among different number systems
- To simplify logic functions
- To design combinational and sequential logic circuit
- To understand industrial application of logic system.
- To understand Digital IC analysis and its application
- Designing of programmable memory

### **Course Contents**

#### **Unit 1 Introduction**

**2 Hrs.**

- 1.1 Digital Signals and Wave Forms
- 1.2 Digital Logic and Operation
- 1.3 Digital Computer and Integrated Circuits (IC)
- 1.4 Clock Wave Form

#### **Unit 2 Number Systems**

**5 Hrs.**

- 2.1 Binary, Octal, & Hexadecimal Number Systems and Their Conversions
  - 2.1.1 Representation of Signed Numbers-Floating Point Number
  - 2.1.2 Binary Arithmetic
- 2.2 Representation-of BCD-ASCII-Excess 3 -Gray Code –Error Detecting and Correcting Codes.

#### **Unit 3 Combinational Logic Design**

**16 Hrs.**

- 3.1 Basic Logic Gates NOT, OR and AND
- 3.2 Universal Logic Gates NOR and NAND
- 3.3 EX-OR and EX-NOR Gates
- 3.4 Boolean Algebra:
  - 3.3.1 Postulates & Theorems
  - 3.3.2 Canonical Forms - Simplification of Logic Functions
- 3.5 Simplification of Logic Functions Using Karnaugh Map.
  - 3.5.1 Analysis of SOP And POS Expression
- 3.6 Implementation of Combinational Logic Functions
  - 3.6.1 Encoders & Decoders



- 3.6.2 Half Adder, & Full Adder
- 3.7 Implementation of Data Processing Circuits
  - 3.7.1 Multiplexers and De-Multiplexers
  - 3.7.2 Parallel Adder -Binary Adder-Parity Generator /Checker-Implementation of Logical Functions Using Multiplexers.
- 3.8 Basic Concepts of Programmable Logic
  - 3.8.1 PROM
  - 3.8.2 EPROM
  - 3.8.3 PAL
  - 3.8.4 PLA

#### **Unit 4 Counters & Registers**

**16 Hrs.**

- 4.1 RS, JK, JK Master - Slave, D & T Flip flops
  - 4.1.1 Level Triggering and Edge Triggering
  - 4.1.2 Excitation Tables
- 4.2 Asynchronous and Synchronous Counters
  - 4.2.1 Ripple Counter: Circuit and State Diagram and Timing Waveforms
  - 4.2.2 Ring Counter: Circuit and State Diagram and Timing Waveforms
  - 4.2.3 Modulus 10 Counter: Circuit and State Diagram and Timing Waveforms
  - 4.2.4 Modulus Counters (5, 7, 11) and Design Principle, Circuit and State Diagram
  - 4.2.5 Synchronous Design of Above Counters, Circuit Diagrams and State Diagrams
- 4.3 Application of Counters
  - 4.3.1 Digital Watch
  - 4.3.2 Frequency Counter
- 4.4 Registers
  - 4.4.1 Serial in Parallel out Register
  - 4.4.2 Serial in Serial out Register
  - 4.4.3 Parallel in Serial out Register
  - 4.4.4 Parallel in Parallel out Register
  - 4.4.5 Right Shift, Left Shift Register

#### **Unit 5 Sequential Logic Design**

**6 Hrs.**

- 5.1 Basic Models of Sequential Machines
  - Concept of State
  - State Diagram
- 5.2 State Reduction through Partitioning and Implementation of Synchronous Sequential Circuits
- 5.3 Use of Flip-Flops in Realizing the Models
- 5.4 Counter Design



### Laboratory Works

1. Gates using Active and Passive Elements
2. Half Adder and Full Adder
3. 16:1 Multiplexer
4. 1:16 Demultiplexer
5. Digital Watch by Counters
6. Shift Registers

### Teaching Methods

The general teaching methods includes class lectures, group discussions, case studies, guest lectures, research work, project work, assignments (theoretical and practical), and exams, depending upon the nature of the topics. The teaching faculty will determine the choice of teaching pedagogy as per the need of the topics.

### Evaluation

Examination Scheme				
Internal Assessment		External Assessment		Total
Theory	Practical	Theory	Practical	
20	20 (3 Hrs.)	60 (3 Hrs.)	-	100

### Text Books

1. Floyd, "Digital Fundamentals", PHI.
2. Morris Mano, "Digital Design", Prentice Hall of India.
3. Tocci.R.J, "Digital systems-Principles & Applications"-Prentice Hall of India.

### Reference Books

1. B. R. Gupta and V.Singhal, "Digital Electronics" 4<sup>th</sup> Edition, S.K Kataria & sons, India.
2. Fletcher.W.I., "An Engineering Approach to Digital Design", Prentice Hall of India.
3. Millman & Halkias, "Integrated Electronics".
4. V.K.PURI, "Digital Electronics", TMH.





Course Title: **C Programming (4 Cr.)**

Course Code: **CACS151**

Year/Semester: **I/II**

Class Load: **8 Hrs. / Week (Theory: 4 Hrs, Tutorial: 1 Hr., Practical: 3 Hrs)**

### **Course Description**

This course includes both theoretical as well as practical concept of programming. Practical skill of programming are provided using C language which includes basic concept of C, operators and expressions, basic input/output function, control structures, array & string, function, pointer, structure and union, file handling and graphics in C.

### **Course Objectives**

The general objectives of this course are to provide fundamental concepts of programming language, programming technique and program development using C programming language.

### **Course Contents**

#### **Unit 1 Programming Language**

**10 Hrs.**

Introduction to Programming Language, Types of Programming Language, Language Processor, Program Errors, Features of Good Program, Different Programming Paradigm, Software Development Model, Program Development Life Cycle, System Design Tools.

#### **Unit 2 Programming Technique**

**5 Hrs.**

Introduction to Programming Technique, Top down & Bottom up Approach, Cohesion and Coupling, Structured Programming, Deterministic and Non-deterministic Technique, Iterative and Recursive Logic, Modular Designing & Programming.

#### **Unit 3 Basic Concept of C**

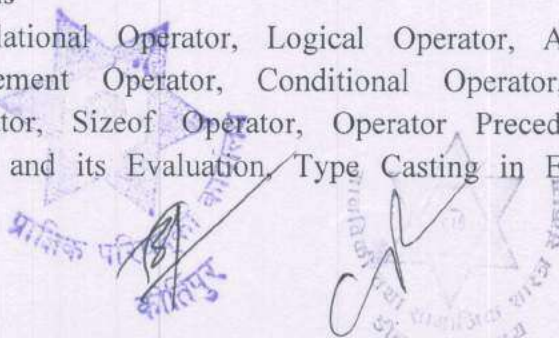
**5 Hrs.**

Introduction, History, Features, Advantages and Disadvantages, Structure of C program, Compiling Process, C Preprocessor and Header Files, Library Function, Character Set, Comments, Tokens and its types, Data types, Escape Sequences, Preprocessors Directives.

#### **Unit 4 Operators and Expressions**

**3 Hrs.**

Arithmetic Operator, Relational Operator, Logical Operator, Assignment Operator, Increment/decrement Operator, Conditional Operator, Bitwise Operator, Comma Operator, Sizeof Operator, Operator Precedence and Associativity, Expressions and its Evaluation, Type Casting in Expression, Program Statement.





**Unit 5 Input and Output**

**3 Hrs.**

Input/Output Operation, Formatted I/O (scanf, printf), Unformatted I/O (getch-putch, getche, getchar-putchar and gets-puts)

**Unit 6 Control Structure**

**6 Hrs.**

Introduction, Type of Control Structure (Branching:if, if else, if elseif and switch case, Looping: while, do while and for and Jumping: goto, break and continue), Nested Control Structure.

**Unit 7 Array**

**6 Hrs.**

Introduction, Declaration, Initialization, One Dimensional Array, Multi Dimensional Array, Sorting (Bubble, Selection), Searching Sequential), String Handling.

**Unit 8 User Defined Function**

**5 Hrs.**

Introduction, Components, Function Parameters, Library Function vs. Users Defined Function, Different Forms of Function, Recursion, Passing Array to Function, Passing String to Function, Accessing a function (Call By Value & Call By Reference), Macros, Storage Class.

**Unit 9 Pointer**

**6 Hrs.**

Introduction, The Address(&) and Indirection(\*) Operators, Declaration & Initialization, Pointer to Pointer, Pointer Expressions, Pointer Arithmetic, Passing Pointer to a Function, Pointer and Array, Array of Pointer, Pointer and String, Dynamic Memory Allocation.

**Unit 10 Structure**

**5 Hrs.**

Introduction, Declaration, Initialization, Nested Structure, Array of structure, Array within Structure, Passing Structure & Array of Structure to function, Structure & Pointer, Bit Fields, Union and Its Importance, Structure vs. Union.

**Unit 11 Data File Handling**

**4 Hrs.**

Introduction, Types of File, Opening & Closing Data File, Read & Write Function, Writing & Reading Data To and From Data File, Updating Data File, Random Accessing Files, Printing a File.

**Unit 12 Introduction to Graphics**

**2 Hrs.**

Initialization, Graphical Mode, Graphical Functions.

**Laboratory Works**

Laboratory works should be done covering all the topics listed above and a small project work should be carried out using the concept learnt in this course only. Project should be assigned on individual basis.



### Teaching Methods

The general teaching pedagogy includes class lectures, group discussions, case studies, guest lectures, research work, project work, assignments (theoretical and practical), and examinations (written and verbal), depending upon the nature of the topics. The teaching faculty will determine the choice of teaching pedagogy as per the need of the topics.

### Evaluation

Examination Scheme				
Internal Assessment		External Assessment		Total
Theory	Practical	Theory	Practical	
20	20 (3 Hrs.)	60 (3 hrs.)	-	100

### Text Books

1. Brain W. Kerighan & Dennis Ritchie, "*The C Programming Language*", Second Edition, Prentice Hall, 1988, ISBN: 978-0131103627
2. Byrons S. Gotterfried, "*Programming with C, 3/e*", McGraw Hill Education India, 2013, ISBN: 978-0-07-014590-0

### Reference Books

3. Al Kelley, Ira Pohl, "*A Book on C*", 4<sup>th</sup> Edition, Pearson Education, 1998, ISBN: 978-0201183993
4. Deitel & Deitel, "*C: How to program*", 7<sup>th</sup> Edition, Pearson Education, 2012, ISBN: 9780273776840
5. E Balagurusamy, "*Programming in ANSI C, Sixth Edition*", Tata Mc GrawHill, 2012 ISBN: 9781259004612
6. Yeshvant Kanetkar, "*Let us C*", 13<sup>th</sup> Edition, BPB Publication, 2013, ISBN: 978-81-8333-163-0
7. Ramesh Rimal & et. al., "*Computer Science-II, Revised Edition*", Buddha Academic Publishers and Distributors Pvt. Ltd. Nepal, 2013





Course Title: **Financial Accounting (3 Cr.)**

Course Code: **CACS152**

Year/Semester: **I/II**

Class Load: **5 Hrs. / Week (Theory: 3 Hrs, Tutorial: 1 Hr., Practical: 1 Hr.)**

### Course Description

This course includes both theoretical as well as practical concept of financial accounting so that students can understand working principle of financial accounting and hence can use the concept in developing application related to financial sector.

### Course Objectives

The general objective of this course is to develop conceptual understanding of the fundamentals of financial accounting system.

### Course Contents

#### Unit 1 Theoretical Framework

**4 Hrs.**

**Meaning and Scope of Accounting:** Meaning of Accounting, Procedural Aspects of Accounting, Evolution of Accounting as a Social Science, Objectives of Accounting, Functions of Accounting, Sub-fields of Accounting, Users of Accounting Information, Relationship of Accounting with Other Disciplines, Limitation of Accounting, Role of Accountant in the Society.

**Accounting Concepts, Principles and Conventions:** Accounting Concepts, Principles & Conventions – an Overview, Qualitative Characteristics of Financial Statements, Fundamentals Accounting Assumptions.

**Accounting Standards:** Concepts, Objectives, Benefits & An Overview of Nepal Accounting Standards

**Accounting Policies:** Meaning, Selection of Accounting Policies and Changes in Accounting Policies

#### Unit 2 Accounting Process

**10 Hrs.**

Books Of Accounts Leading to The Preparation of Trial Balance, Journal Entries, Double Entry System, Advantage of Double Entry System, Concepts of Transaction and Events, Classification of Accounts, Golden Rules of Accounting, Advantages of Journal, Ledger, Trial Balance, Subsidiary Books Including Cash Books, Capital and Revenue Expenditures and Receipts, Contingent Assets and Contingent Liabilities, Errors Including Rectifications Thereof.

#### Unit 3 Bank Reconciliation Statement

**4 Hrs.**

Introductions, Ascertaining the Causes of Differences of Bank Balance in Bank Column of the Cash-Book and in Pass- Book, Procedure for Reconciling the Cash- Book Balance with the Pass-Book Balance, Importance of Bank Reconciliation Statement.



**Unit 4 Depreciation Accounting****4 Hrs.**

Concepts of Depreciation, Objectives for Providing Depreciation, Methods for Providing Depreciation, Accounting for Depreciation

**Unit 5 Inventories****4 Hrs.**

Meaning, Basis and Technique of Inventory Valuation, Inventory Recording System, Stock Taking

**Unit 6 Preparation of Final Accounts for Sole Proprietors****10 Hrs.**

Concept of Closing Entries in respect of Trading and Profit & Loss Account, Concept of Accrual Basis of Accounting, Matching Concept and Dual Aspects, Concept on Manufacturing Account, Preparation of Balance Sheet, Arrangement and Classification of Assets and Liabilities

**Unit 7 Introduction to Company Accounts****9 Hrs.**

Meaning of Company, Salient Features of Company, Types of Company, Preparation of Financial Statements, Share Capital and its types, Debentures and its types, Distinction between Debentures and Shares, Issue of Shares and Debentures, Redemption of Preference Shares

**Laboratory Works**

Laboratory works should be carried out using any accounting packages (such as Tally, Fact etc.) to implement the concepts discussed in the above mentioned topics.

**Teaching Methods**

The general teaching pedagogy includes class lectures, group discussions, case studies, guest lectures, research work, project work, assignments (theoretical and practical), tutorials and examinations (written and verbal), depending upon the nature of the topics. The teaching faculty will determine the choice of teaching pedagogy as per the need of the topics.

**Evaluation**

Examination Scheme				
Internal Assessment		External Assessment		Total
Theory	Practical	Theory	Practical	
20	20 (3 Hrs.)	60 (3 Hrs.)	-	100



**Text Book**

1. Andrew Thomas & Anne Marie Ward, "*Introduction to Financial Accounting 7/e*", Mc Graw Hill 2012 ISBN: 9780077132682

**Reference Books**

1. Narayanaswamy, R., "*Financial Accounting: A Managerial Perspective*", Prentice Hall of India, New Delhi.
2. Porter, Gary A. Norton, Curtis L., "*Financial Accounting: The Impact on Decision Makers*", The Dryden Press, USA.





Course Title: **English II (3 Cr.)**  
Course Code: **CACS103**  
Year/Semester: **I/II**  
Class Load: **4 Hrs. / Week (Theory: 3 Hrs., Tutorial: 1 Hr.)**

### **Course Description**

The course consists of literary reading, business communication skills along with critical reasoning to inculcate cognitive ability and workplace communicative competence in the students. It consists of science fiction stories, business writing and exercises based on critical reasoning. The course aims to enhance language proficiency and stimulate creative and critical thinking and analysis.

### **Course Objectives**

The course has following specific objectives:

- To impart reading skills in students and make them comprehend and analyze literary texts.
- To frame students' logical capability including analyzing reasoning, assessing credibility, making sound decisions and solving dilemmas.
- To help students to develop confidence and expertise in composing effective professional documents.

### **Course Contents**

<b><u>Unit1</u> Science Fiction Stories</b>	<b>10 Hrs.</b>
1. H. G. Wells: "The Land Ironclads" 2. Jack Williamson: "The Metal Man" 3. Brian Aldiss: "Who can Replace a Man?" 4. J. G. Ballard: "Billenium" 5. William Gibson: "Burning Chrome"	
<b><u>Unit2</u> Business Communication</b>	<b>9 Hrs.</b>
1. Rules of Good Writing 2. Fax Message and Electronic Mails 3. Memos, Reports and Meetings	
<b><u>Unit3</u> Persuasive Communication</b>	<b>3 Hrs.</b>
1. Notices, Advertisements and Leaflets	
<b><u>Unit4</u> Oral Communication</b>	<b>3 Hrs.</b>
1. Oral Presentation Skills	
<b><u>Unit5</u> Critical Reasoning</b>	<b>20 Hrs.</b>
1. Analyzing Reasoning 2. Evaluating Reasoning	



3. Reasoning Implications
4. Evaluating Evidence and Authorities
5. Two Skills in the Use of Language
6. Exercising the skills of Reasoning
7. Constructing Reasoning

### **Teaching Methods**

The course expects students' effective participation and instructors' proper guidance to fulfill the objectives of the course. The teacher should engage students in language activities and minimize lectures. Student centered teaching method will engage students in the pursuit of learning and bring about positive results.

### **Evaluation**

#### **Internal Evaluation: 40%**



- Attendance - 5
- Presentation/classroom participation- 5
- Writing sample- 15
- Mid-term test- 15

#### **Final Evaluation: 60%**

- Critical response on stories
- Business writing tasks
- Logical reasoning activities

### **Text Books**

1. Shippey, Tom. *The Oxford Book of Science Fiction Stories*. London: OUP, 2003.
2. Taylor, Shirley. *Communication for Business: A Practical Approach*. London: Longman, 2005.
3. Thompson, Anne. *Critical Reasoning: A Practical Introduction*. New York: Rutledge, 2009.





Course Title: **Mathematics II (3 Cr.)**

Course Code: **CACS154**

Year/Semester: **I/II**

Class Load: **5 Hrs. / Week (Theory: 3 Hrs, Tutorial: 1 Hr., Practical: 1 Hrs)**

### **Course Description**

This course includes the topics from calculus and computational methods such as limits and continuity, differentiation & its applications, integration and its applications, differential equation and different computational techniques which are essential as mathematical foundation for computing.

### **Course Objectives**

This course makes students able to cognize the concept Calculus, Computational methods and their applications in the area of Social Science and Computer Application.

### **Course Contents**

#### **Unit 1 Limits and Continuity**

**6 Hrs.**

Limit of a function, Indeterminate forms, Algebraic properties of limit (without proof), Theorems on Limits of Algebraic and Transcendental Function. Continuity of a function, types of discontinuity. Exercises on evaluation of limits and test of continuity. (Mathematica)

#### **Unit 2 Differentiation**

**6 Hrs.**

Ordered Pairs, Cartesian Product, Relation, Domain and Range of a Relation, Inverse of a Relation; Types of Relations: Reflective, Symmetric, Transitive, and Equivalence Relations. Definition of Function, Domain and Range of a Function, Inverse function, Special Functions (Identity, Constant), Algebraic (Linear, Quadratic, Cubic), Trigonometric and Their Graphs. Definition of Exponential and Logarithmic functions, Composite Function. (Mathematica)

#### **Unit 3 Application of Differentiation**

**8 Hrs.**

The derivatives and slope of the curve; Increasing and decreasing function; convexity of curves; maximization and minimization of a function; Differentiation and marginal analysis; price and output; Competitive equilibrium of firm, Illustrations. Drawing graphs of algebraic function by using first and second order derivatives. (Mathematica)

#### **Unit 4 Integration and Its Applications**

**8 Hrs.**

Riemann Integral; Fundamental Theorem (Without Proof); Technique of Integration; Evaluation and Approximation of Definite Integrals; Improper Integrals; Applications of Definite Integrals; Quadrature, Rectification; Volume and Surface Integral. Trapezoidal and Simpson's Rules of Numerical Integration. (Mathematica)



**Unit 5 Differential Equations****7 Hrs.**

Differential Equation and its Order and Degree, Differential Equations of First Order and First Degree; Differential Equations with Separable Variables, Homogeneous and Exact Differential Equations.

**Unit 6 Computational Method****10 Hrs.**

Linear Programming Problem (LPP), Graphical Solution of LPP in Two Variables, Solution of LPP by Simplex Method (up to 3 variables), Solution of System of Linear Equations by Gauss Elimination Method, Gauss Seidel Method and Matrix Inversion Method, Bisection method, Newton- Raphson Method for Solving Non-linear Equations. (Excel/Matlab)

**Laboratory Works**

Mathematica and/ or Matlab should be used for above mentioned topics.

**Teaching Methods**

The general teaching pedagogy includes class lectures, group works, case studies, guest lectures, research work, project work, assignments (theoretical and practical), tutorials and examinations (written and verbal). The teaching faculty will determine the choice of teaching pedagogy as per the need of the topics.

**Evaluation**

Examination Scheme				
Internal Assessment		External Assessment		Total
Theory	Practical	Theory	Practical	
20	20 (3 Hrs.)	60 (3 Hrs.)	-	100

**Text Book**

1. Thomas, G. B, Finney, R. S., "*Calculus with Analytic Geometry*", Addison - Wesley, 9<sup>th</sup> Edition.

**Reference Books**

1. Monga, G. S., "*Mathematics for Management and Economics*", Vikas Publishing House Pvt. Ltd., New Delhi.
2. Upadhayay, H. P., Paudel, K.C & et al, "*Elements of Business Mathematics*", Pinnacle Publication.
3. Budnick, F. S., "*Applied Mathematics for Business, Economics, and the Social Sciences*", McGraw-Hill Ryerson Limited.



4. Paudel, K. C., GC. F. B., and et al, "*Higher Secondary Mathematics*", Asmita Publication & Distributors Pvt. Ltd, Nepal.
5. Bajracharya D. R., Shreshtha, R. M. & et al, "*Basic Mathematics I, II*", Sukunda Pustak Bhawan, Nepal
6. Sthapit, A.B., Bajracharya, P. M. and et al, "*Fundamentals of Business Mathematics*", Buddha Academic Publisheres & Distributors Pvt. Ltd., Nepal
7. Yamane, T. "*Mathematics for Economist*", Prentice-hall of India.
8. Snedden. I., "*Elements of Partial Differential Equation*", Hill Book Company-McGraw.





Course Title: **Microprocessor and Computer Architecture (3 Cr.)**

Course Code: **CACS155**

Year/Semester: **I/II**

Class Load: **6 Hrs. / Week (Theory: 3 Hrs, Tutorial: 1 Hr., Practical: 2 Hrs.)**

### **Course Description**

This course is an introduction to microprocessor and computer architecture. It covers topics in both the physical design of the computer (organization) and the logical design of the computer (architecture).

### **Course Objectives**

The course has following specific objectives:

- To explain the microprocessor.
- To explain the assembly language programming.
- To explain the overview of computer organization.
- To explain the principle of CPU system.
- To explain the principle of memory system
- To explain the principle of data flow.

### **Course Contents**

#### **Unit 1 Fundamental of Microprocessor**

**5 Hrs.**

Introduction to Microprocessors, Microprocessor systems with bus organization, Microprocessor architecture and operation, 8085 Microprocessor and its operation, 8085 instruction cycle, machine cycle, T states, Addressing modes in 8085, Introduction to 8086.

#### **Unit 2 Introduction To Assembly Language Programming**

**10 Hrs.**

Assembly Language Programming Basics, Classification of Instructions and Addressing Mode, 8085 Instruction Sets, Assembling, Executing and Debugging the Programs, Developing Counters and Time Delay Routines, Interfacing Concepts

#### **Unit 3 Basic Computer Architecture**

**4 Hrs.**

**Introduction:** History of computer architecture, Overview of computer organization, Memory Hierarchy and cache, Organization of hard disk.

**Instruction Codes:** Stored Program Organization-Indirect Address, Computer Registers, Common bus system, Instruction set, Timing and Control-Instruction Cycle

#### **Unit 4 Microprogrammed Control**

**10 Hrs.**

Basic Computer Design of Accumulator: Control of AC Register, ALU Organization; Control Memory-Address Sequencing; Conditional Branching, Mapping of Instruction-Subroutines; Micro Program: Symbolic Micro



Program, Binary Micro Program; Design of Control Unit: Basic Requirement of Control Unit, Structure of Control Unit, Micro Program Sequencer.

**Unit 5 Central Processing Unit**

**10 Hrs.**

**General Register Organization:** Control Word, Stack Organization and Instruction; Formats-Addressing Modes.

**Data Transfer and Manipulation:** Data Transfer Instructions, Data Manipulation Instructions, Arithmetic Instructions, Logical and Bit Manipulation Instructions, Shift Instructions.

**Program Control:** Status Bit Conditions, Conditional Branch Instructions, Subroutine Call and Return, Program Interrupt, Types of Interrupts

**Unit 6 Pipeline, Vector Processing and Multiprocessors**

**6 Hrs.**

Parallel Processing, Pipeline Examples: Four Segment Instruction Pipeline, Data Dependency, Handling of Branch Instructions; Vector Processing: Vector operations, Matrix Multiplication;

**Laboratory Works**

**8085 Assembly Language program**

1. Multi byte Addition & Subtraction, Multi byte decimal addition & subtraction.
2. Adder and subtractor circuit.
3. Study of 8259 programmable interrupt controller - Development of interrupt service routine.
4. Keyboard/display controller - Keyboard scan - blinking and rolling display.
5. Parallel data transfer
6. Study of Microcomputer development system.

**Teaching methods**

The general teaching pedagogy includes class lectures, group works, case studies, guest lectures, research work, project work, assignments (theoretical and practical), tutorials and examinations (written and verbal). The teaching faculty will determine the choice of teaching pedagogy as per the need of the topics.

**Evaluation**

Examination Scheme				
Internal Assessment		External Assessment		Total
Theory	Practical	Theory	Practical	
20	20 (3 Hrs.)	60 (3 Hrs.)	-	100



**Text Book**

1. Morris Mano.M., Computer System architecture, PHI.

**Reference Books**

1. Hamacher.V.C.,Vranesic.Z.G and Zaky.S.G., "Computer Organisation", McGraw Hill, New York.
2. Hayes,"Computer System Architecture",Mc Graw Hill.





Course Title: **Data Structures and Algorithms (3 Cr.)**  
Course Code: **CACS201**  
Year/Semester: **II/III**  
Class Load: **6 Hrs. / Week (Theory: 3 Hrs., Practical: 3 Hrs.)**

**Course Description**

This course includes fundamental concept of data structures such as stack, queue, list, linked list, trees and graph; application of these data structures along with several algorithms.

**Course Objectives**

The general objective of this course is to provide fundamental concepts of data structures, different algorithms and their implementation.

**Course Contents**

**Unit 1 Introduction to data structure 2 Hrs.**

Definition, Abstract Data Type, Importance of Data structure.

**Unit 2 The Stack 3 Hrs.**

Introduction, Stack as an ADT, POP and PUSH Operation, Stack Application: Evaluation of Infix, Postfix, and Prefix Expressions, Conversion of Expression.

**Unit 3 Queue 3 Hrs.**

Introduction, Queue as an ADT, Primitive Operations in Queue, Linear and Circular Queue and Their Application, Enqueue and Dequeue, Priority Queue

**Unit 4 List 2 Hrs.**

Introduction, Static and Dynamic List Structure, Array Implementation of Lists, Queues as a List

**Unit 5 Linked Lists 5 Hrs.**

Introduction, Linked List as an ADT, Dynamic Implementation, Insertion & Deletion of Node To and From a List, Insertion and Deletion After and Before Nodes, Linked Stacks and Queues, Doubly Linked Lists and Its Advantages

**Unit 6 Recursion 4 Hrs.**

Introduction, Principle of Recursion, Recursion vs. Iteration, Recursion Example: TOH and Fibonacci Series, Applications of Recursion, Search Tree

**Unit 7 Trees 5 Hrs.**

Introduction, Basic Operation in Binary tree, Tree Search and Insertion/Deletion, Binary Tree Traversals (pre-order, post-order and in-order), Tree Height, Level, and Depth, Balanced Trees: AVL Balanced Trees, Balancing Algorithm, The Huffman Algorithm, Game tree, B-Tree



### Unit 8 Sorting

5 Hrs.

Introduction, Internal and External Sort, Insertion and Selection Sort, Exchange Sort, Bubble and Quick Sort, Merge and Radix Sort, Shell Sort, Binary Sort, Heap Sort as Priority Queue, Efficiency of Sorting, Big 'O' Notation

### Unit 9 Searching

5 Hrs.

Introduction to Search Technique; essential of search, Sequential search, Binary search, Tree search, General search tree, Hashing: Hash function and hash tables, Collision resolution technique, Efficiency comparisons of different search technique

### Unit 10 Graphs

5 Hrs.

Introduction, Graphs as an ADT, Transitive Closure, Warshall's Algorithm, Types of Graph, Graph Traversal and Spanning Forests, Kruskal's and Round-Robin Algorithms, Shortest-path Algorithm, Greedy Algorithm, Dijkstra's Algorithm

### Unit 11 Algorithms

5 Hrs.

Deterministic and Non-deterministic Algorithm, Divide and Conquer Algorithm, Series and Parallel Algorithm, Heuristic and Approximate Algorithms


### Laboratory Works

There shall be 10 lab exercises based on C or Java

1. Implementations of different operations related to Stack
2. Implementations of different operations related to linear and circular queues
3. Solutions of TOH and Fibonacci Series using Recursion
4. Implementations of different operations related to linked list: singly and doubly linked
5. Implementation of trees: AVL trees, Balancing of AVL
6. Implementation of Merge sort
7. Implementation of different searching technique: sequential, Tree and Binary
8. Implementation of Graphs: Graph traversals
9. Implementation of Hashing
10. Implementations of Heap

### Teaching Methods

The general teaching pedagogy includes class lectures, group discussions, case studies, guest lectures, research work, project work, assignments (theoretical and practical), and examinations (written and verbal), depending upon the nature of the topics. The teaching faculty will determine the choice of teaching pedagogy as per the need of the topics.





## Evaluation


Examination Scheme				
Internal Assessment		External Assessment		Total
Theory	Practical	Theory	Practical	
20	20 (3 Hrs.)	60 (3 hrs.)	-	100

## Text Book

1. Y. Langsam, M.J. Augenstein and A. M. Tenenbaum, "*Data Structures using C and C++*", PHI

## Reference Books

1. G. W. Rowe, "*Introduction to Data Structure and Algorithms with C and C++*", PHI
2. Robert Lafore, "*Data Structures and Algorithms in Java (2nd Edition)*", Sams Publishing.





Course Title: **Probability & Statistics (3 Cr.)**

Course Code: **CACS202**

Year/Semester: **II/III**

Class Load: **5 Hrs. / Week (Theory: 3 Hrs, Tutorial: 1 Hr., Practical: 1 Hr.)**

### **Course Description**

This course covers basic concept of statistics, measurement of central tendency, correlation & regression analysis, probability, sample survey, sample survey methods and design of experiment. These topics are essential tools for research.

### **Course Objective**

The general objectives of this course are to provide fundamental concept of Statistics, Probability, Sample Survey and their applications in the area of Social Science and Computer Application.

### **Course Contents**

#### **Unit 1 Introduction to Statistics**

**3 Hrs.**

Meaning, Scope and Limitations of Statistics, Types and Sources of Data, Methods and Problems of Collection of Primary and Secondary Data.

#### **Unit 2 Descriptive Statistics**

**6 Hrs.**

Measure of Central Tendency (Arithmetic Mean, Median, Partition Values, Mode); Measure of Dispersion (Absolute and Relative Measures: Range, Quartile Deviation, Mean Deviation, Standard Deviation, and Coefficient of Variation)

#### **Unit 3 Correlation and Regression Analysis**

**6 Hrs.**

**Correlation:** Definition, Scatter diagram, Karl Pearson's coefficient of correlation, Numerical problems for determination of Correlation Coefficients.

**Regression:** Definition, Dependent and Independent Variables, Least Square method only, Numerical Problems.

#### **Unit 4 Probability**

**8 Hrs.**

Definition of Probability, Two basic Laws of Probability( without proof), Conditional Probability; Probability Distributions (Binomial, Poisson and Normal); simple numerical problems.

#### **Unit 5 Sample Survey**

**6 Hrs.**

Concept of Population and Sample; Needs of Sampling; Censuses and Sample Survey; Basic Concept of Sampling; Organizational Aspect of Sample Survey; Questionnaire Design; Sample Selection and Determination of Sample Size; Sampling and Non Sampling Errors.

#### **Unit 6 Sample Survey Methods**

**10 Hrs.**

Types of Sampling; Simple Random Sampling with and without Replacement;



Stratified Random Sampling; Ratio and Regression Method of Estimation under Simple and Stratified Random Sampling; Systematic Sampling; Cluster Sampling; Multistage Sampling; Probability Proportion to Size Sampling (PPS), Estimation of Population Total and its Variance. Sampling Distributions ( $t$ ,  $x^2$ ,  $z$ ) and Related Problems.

**Unit 7 Design of Experiment**

**6 Hrs.**

Concept of Analysis of Variance (ANOVA), F -Statistic and its Distribution, Linear Model in ANOVA, Analysis of One Way, Two Way Classification (1 and m observations per cell) in Fixed Effect Model.

**Laboratory Works**

Techniques for using the computer as a tool in the analysis of statistical problems will be introduced. SPSS software should be used for data analysis

**Teaching Methods**

The general teaching pedagogy includes class lectures, group discussions, case studies, guest lectures, research work, project work, assignments (theoretical and practical), and examinations (written and verbal), depending upon the nature of the topics. The teaching faculty will determine the choice of teaching pedagogy as per the need of the topics.

**Evaluation**

Examination Scheme				
Internal Assessment		External Assessment		Total
Theory	Practical	Theory	Practical	
20	20 (3 Hrs.)	60 (3 Hrs.)	-	100

**Text Books**

1. Mukhopadhyay P., "Theory and Methods of Survey Sampling", Prentice Hall of India, New Delhi, 1998.
2. Sheldon M. Ross, "Introduction to Probability and Statistics for Engineers and Scientists", 3<sup>rd</sup> Edition, India, Academic Press, 2005.

**Reference Books**

1. Cochran W.G., "Sampling Techniques", 3<sup>rd</sup> edition, John Wiley and Sons, Inc. New York, 1977.



2. Hogg & Tanis, "*Probability and Statistical Inference*", 6<sup>th</sup> edition, First Indian Reprint, 2002
3. Montgomery Douglas C., "*Design and Analysis of Experiments*", 5<sup>th</sup> edition, John Wiley & Sons Inc., 2001.
4. Upadhyay, H. P., Paudel, K.C & et al, "*Elements of Business Mathematics*", Pinnacle Publication.





Course Title: **System Analysis and Design (3 Cr.)**

Course Code: **CACS203**

Year/Semester: **II/III**

Class Load: **4 Hrs. / Week (Theory: 3 Hrs, Tutorial: 1 Hr.)**

### **Course Description**

This course mainly focuses on different aspect of system analysis and design such as foundation, planning, analysis, design, implementation and maintenance.

### **Course Objectives**

The general objective of this course is to provide concepts related to information systems development in a systematic approach including foundations, planning, analysis, design, implementation and maintenance.

### **Course Contents**

#### **Unit 1 System Development Fundamentals**

**9 Hrs.**

##### **a. The Systems Development Environment**

Introduction, Modern Approach of System Analysis and Design, Information System and its Type, Developing Information Systems and the Systems Development Life Cycle, The Heart of the Systems Development Process, The Traditional Waterfall SDLC, Approaches for Improving Development, CASE Tools, Rapid Application Development, Service-Oriented Architecture, Agile Methodologies, eXtreme Programming, Object- Oriented Analysis and Design

##### **b. The Origins of Software**

Introduction, System Acquisition, Reuse

##### **c. Managing the Information Systems Project**

Introduction, Managing Information Systems Project, Representing and Scheduling Project Plans, Using Project Management Software

#### **Unit 2 Planning**

**7 Hrs.**

##### **a. System Development Projects: Identification and Selection**

Introduction, Identifying and Selecting Systems Development Projects, Corporate and Information Systems Planning

##### **b. System Development Projects: Initiation and Planning**

Introduction, Initiating and Planning Systems Development Projects, Process of Initiating and Planning IS Development Projects, Assessing Project Feasibility, Building and Reviewing the Baseline Project Plan

#### **Unit 3 Analysis**

**13 Hrs.**

##### **a. System Requirements**

Introduction, Performing Requirements Determination, Traditional Methods for Determining Requirements, Contemporary Methods for Determining System Requirements, Radical Methods for Determining System Requirements,



Requirements Management Tools, Requirements Determination Using Agile Methodologies

**b. System Process Requirements**

Introduction, Process Modeling, Data Flow Diagramming Mechanics, Using Data Flow Diagramming in the Analysis Process, Modeling Logic with Decision Tables

**c. System Data Requirements**

Introduction, Conceptual Data Modeling, Gathering Information for Conceptual Data Modeling, Introduction to E-R Modeling, Conceptual Data Modeling and the E-R Model, Representing Super-types and Sub-types, Business Rules, Role of Packaged Conceptual Data Models – Database Patterns

**Unit 4 Design**

**12 Hrs.**

**a. Designing Databases**

Introduction, Database Design, Relational Database Model, Normalization, Transforming E-R Diagrams into Relations, Merging Relations, Physical File and Database Design, Designing Fields, Designing Physical Tables

**b. Designing Forms and Reports**

Introduction, Designing Forms and Reports, Formatting Forms and Reports, Assessing Usability

**c. Designing Interfaces and Dialogues**

Introduction, Designing Interfaces and Dialogues, Interaction Methods and Devices, Designing Interfaces and Dialogues in Graphical Environments

**Unit 5 Implementation and Maintenance**

**4 Hrs.**

**a. System Implementation**

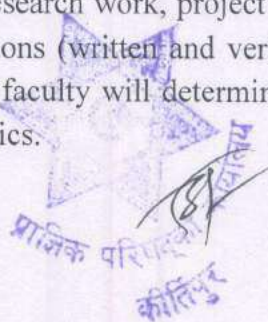
Introduction, System Implementation, Software Application Testing, Installation, Documenting the System, Training and Supporting Users, Organizational Issues in Systems Implementation

**b. System Maintenance**

Introduction, Maintaining Information Systems, Conducting Systems Maintenance

**Teaching Methods**

The general teaching pedagogy includes class lectures, group discussions, case studies, guest lectures, research work, project work, assignments (theoretical and practical), and examinations (written and verbal), depending upon the nature of the topics. The teaching faculty will determine the choice of teaching pedagogy as per the need of the topics.





## Evaluation

Examination Scheme				
Internal Assessment		External Assessment		Total
Theory	Practical	Theory	Practical	
40	-	60 (3 Hrs.)	-	100

## Text Book

1. Jeffrey A. Hoffer, Joey George, Joe Valacich, "Modern Systems Analysis and Design", 6/E, Prentice Hall India.

## Reference Book

2. Jeffery Whitten, Lonnie Bentley, "Systems Analysis and Design Methods", 7/E, McGraw-Hill





Course Title: **Object Oriented Programming in Java (3 Cr.)**

Course Code: **CACS204**

Year/Semester: **II/III**

Class Load: **6 Hrs. / Week (Theory: 3 Hrs, Tutorial: 1, Practical: 2 Hrs.)**

### **Course Description**

This course covers preliminary concepts of object-oriented approach in programming with basic skills using Java. Control structures, Classes, methods and argument passing and iteration; graphical user interface basics Programming and documentation style.

### **Course Objectives**

The general objectives of this course are to provide fundamental concepts of Object Oriented Programming and make students familiar with Java environment and its applications.

### **Course Contents**

#### **Unit 1 Introduction to Java**

**2 Hrs.**

Definition, History of Java, The Internet and Java's Place in IT, Applications and Applets, Java Virtual Machine, Byte Code- not an Executable code, Procedure-Oriented vs. Object-Oriented Programming, Compiling and Running a Simple Program, Setting up your Computer for Java Environment, Writing a Program, Compiling, Interpreting and Running the Program, Handling Common Errors

#### **Unit 2 Tokens, Expressions and Control Structures**

**5 Hrs.**

Primitive Data Types: Integers, Floating-Point types, Characters, Booleans; User-Defined Data Types, Declarations, Constants, Identifiers, Literals, Type Conversion and Casting, Variables: Variable Definition and Assignment, Default Variable Initializations; Command-Line Arguments, Arrays of Primitive Data Types, Comment Syntax, Garbage Collection, Expressions, Using Operators: Arithmetic, Bitwise, Relational, Logical, Assignment, Conditional, Shift, Ternary, Auto-increment and Auto-decrement; Using Control Statements(Branching: if, switch; Looping: while, do-while, for; Jumping statements: break, continue and return)

#### **Unit 3 Object Oriented Programming Concepts**

**9 Hrs.**

Fundamentals of Classes: A Simple Class, Creating Class Instances, Adding methods to a class, Calling Functions/Methods; Abstraction, Encapsulation, Using 'this' keyword, Constructors, Default constructors, Parameterized constructors, More on methods: Passing by Value, by Reference, Access Control, Methods that Return Values, Polymorphism and Method Overloading, Recursion; Nested and Inner Classes.



- Unit 4 Inheritance & Packaging** **3 Hrs.**  
Inheritance: Using 'extends' keyword, Subclasses and Superclasses, 'super' keyword usage, Overriding Methods, Dynamic Method Dispatch; The Object class, Abstract and Final Classes, Packages: Defining a Package, Importing a Package: Access Control; Interfaces: Defining an Interface, Implementing and applying interfaces.
- Unit 5 Handling Error/Exceptions** **2 Hrs.**  
Basic Exceptions, Proper use of exceptions, User defined Exceptions, Catching Exception: try, catch; Throwing and re-throwing: throw, throws; Cleaning up using the finally clause.
- Unit 6 Handling Strings** **2 Hrs.**  
Creation, Concatenation and Conversion of a String, Changing Case, Character Extraction, String Comparison, Searching Strings, Modifying Strings, String Buffer.
- Unit 7 Threads** **3 Hrs.**  
Create/Instantiate/Start New Threads: Extending java.lang.Thread, Implementing java.lang.Runnable Interface; Understand Thread Execution, Thread Priorities, Synchronization, Inter-Thread Communication, Deadlock
- Unit 8 I/O and Streams** **2 Hrs.**  
java.io package, Files and directories, Streams: Byte Streams and Character Streams; Reading/Writing Console Input/Output, Reading and Writing files, The Serialization Interface, Serialization & Deserialization.
- Unit 9 Understanding Core Packages** **3 Hrs.**  
Using java.lang Package: java.lang.Math, Wrapper classes and associated methods (Number, Double, Float; Integer, Byte; Short, Long; Character, Boolean); Using java.util package: Core classes (Vector, Stack, Dictionary, Hashtable, Enumerations, Random Number Generation).
- Unit 10 Holding Collection of Data** **3 Hrs.**  
Arrays And Collection Classes/Interfaces, Map/List/Set Implementations: Map Interface, List Interface, Set Interface, Collection Classes: Array List, Linked List, Hash Set and Tree Set; Accessing Collections/Use of An Iterator, Comparator.
- Unit 11 Java Applications** **8 Hrs.**  
About AWT & Swing, About JFrame (a top level window in Swing), Swing components (JLabel, About text component like JTextField, JButton, Event Handling in Swing Applications, Layout Management using Flow Layout, Border Layout, Grid Layout, Using JPanel, Choice components like JCheck Box, JRadio



Button, Borders components, JCombo Box & its events, JList & its events with MVC patterns, Key & Mouse Event Handling, Menus in swing, JText Area, Dialog boxes in swing, JTable for Displaying Data in Tabular form, MDI using JDesktop Pane & JInternal Frame, Using IDE like Netbeans, JBuilder for building java applications using Drag & Drop), Adapter classes

**Unit 12 Introduction to Java Applets**

**1 Hr.**

Definition, Applet lifecycle methods, Build a simple applet, Using Applet Viewer, Adding Controls: Animation Concepts.

**Unit 13 Database Programming using JDBC**

**2 Hrs.**

Using Connection, Statement & Result Set Interfaces for Manipulating Data with the Databases

**Laboratory Works**

Laboratory works should be done covering all the topics listed above and a small project work should be carried out using the concept learnt in this course. Project should be assigned on Individual Basis.

**Teaching Methods**

The general teaching pedagogy includes class lectures, group discussions, case studies, guest lectures, research work, project work, assignments (theoretical and practical), and examinations (written and verbal), depending upon the nature of the topics. The teaching faculty will determine the choice of teaching pedagogy as per the need of the topics.

**Evaluation**

Examination Scheme				
Internal Assessment		External Assessment		Total
Theory	Practical	Theory	Practical	
20	20 (3 Hrs.)	60 (3 hrs.)	-	100

**Text Books**

1. Deitel & Dietel, "*Java: How to program*", 9<sup>th</sup> Edition, Pearson Education, 2011, ISBN: 9780273759768
2. Herbert Schildt, "*Java: The Complete Reference*", Seventh Edition, McGraw-Hill 2006, ISBN: 0072263857



## Reference Books

1. Bruce Eckel, "*Thinking in Java*", 4<sup>th</sup> Edition, Prentice Hall, 2006, ISBN: 0-13-187248-6
2. Cay Horstmann and Grazy Cornell, "*Core Java Volume I-Fundamentals*", Ninth Edition, Prentice Hall, 2012, ISBN: 978-0137081899
3. E. Balagurusamy, "*Programming with Java: A Primer*", 4<sup>th</sup> Edition, Tata McGraw Hill Publication, India,





Course Title: **Web Technology (3 Cr.)**  
Course Code: **CACS205**  
Year/Semester: **II/III**  
Class Load: **6 Hrs. / Week (Theory: 3 Hrs, Practical: 3 Hrs.)**

### Course Description

This course covers different aspect of web technology such as HTML, CSS, issues of web technology, client tier, server tier and advanced server side issue.

### Course Objectives

The general objectives of this course are to provide fundamental concepts of Internet, Web Technology and Web Programming.

### Course Contents

#### Unit 1 HTML and CSS

**15 Hrs.**

**HTML Basic:** HTML Tag Reference, Global Attributes, Document, Structure Tags, Formatting Tags, Text Level Formatting, Block Level Formatting, List Tags, Hyperlink Tags, Executable Content Tags.

**Image & Imagemaps:** Introduction, Client-Side Imagemaps, Server-Side Imagemaps, Using Server-Side and Client-Side Imagemaps Together, Alternative Text for Imagemaps.

**Tables:** Introduction To HTML Tables and Their Structure, The Table Tags, Alignment, Aligning Entire Table, Alignment within a Row, Alignment within a Cell, Attributes, Content Summary, Background Color, Adding a Caption, Setting the Width, Adding a Border, Spacing Within a Cell, Spacing between the Cells, Spanning Multiple Rows or Columns, Elements that can be Placed in a Table, Table Sections and Column Properties, Tables as a Design Tool.

**Frames:** Introduction to Frames, Applications, Frames document, The <FRAMESET> tag, Nesting <FRAMESET> tag, Placing content in frames with the <FRAME>Tag, Targeting named Frames, Creating Floating Frames, Using Hidden Frames.

**Forms:** Creating Forms, The <FORM> tag, Named Input fields, The <INPUT> tag, Multiple lines text windows, Drop Down and List Boxes, Hidden, Text, Text Area, Password, File Upload, Button, Submit, Reset, Radio, Checkbox, Select, Option, Forms and Scripting, Action Buttons, Labeling input files, Grouping related fields, Disabled and read-only fields, Form field event handlers, Passing form data.

**Style Sheets:** Definition, Importance, Different Approaches to Style Sheets, Using Multiple Approaches, Linking to Style Information in Separate File, Setting up Style Information, Using the <LINK>Tag, Embedded Style Information, Using <STYLE>Tag, Inline Style Information.



**Unit 2 Issue of Web Technology****3 Hrs.**

Architectural Issues of Web Layer, Tier Technology: 2-Tier, 3-Tier and n-Tier.

**Unit 3 The Client Tier****10 Hrs.**

Representing Content; Introduction to XML; Elements and Attributes; Rules for Writing XML; Namespaces; Schema: Simple Types and Complex Types, XSD Attributes, Default and Fixed Values, Facets, Use of Patterns, Order Indicators(All, Choice, Sequences), Occurrence Indicators ( Maxoccurs, Minoccurs), DTD: Internal Declaration, Private External Declaration, Public External Declaration, Defining Elements and Attributes; XSL/XSLT; Xpath; Xquery; SAX; DOM , Creating XML Parser.

**Unit 4 The Server Tier****8 Hrs.**

Web Server Concept, Creating Dynamic Content, Using Control Flow to Control Dynamic Content Generation, Sessions and State, Error Handling, Architecting Web Application, Using Tag Libraries, Writing Tag Libraries.

**Unit 5 Introduction to Advanced Server Side Issues****9 Hrs.**

Database Connectivity; Creating an SQL statement: Select, Insert, Update, and Delete; Authentication: Anonymous Access, Authentication by IP address and Domain, Integrated Windows Authentication; Cookies; File Handling; Form Handling

**Laboratory Works**

Laboratory works should be done covering all the topics listed above and a small project work should be carried out using the concept learnt in this course. Project should be assigned on individual basis.

**Teaching Methods**

The general teaching pedagogy includes class lectures, group works, case studies, guest lectures, research work, project work, assignments (theoretical and practical), tutorials and examinations (written and verbal). The teaching faculty will determine the choice of teaching pedagogy as per the need of the topics.

**Evaluation**

Examination Scheme				
Internal Assessment		External Assessment		Total
Theory	Practical	Theory	Practical	
20		60 (3 Hrs.)	20 (3 Hrs.)	100



### Text Books

1. Harvey M. Deitel, Paul J. Deitel & Abbey Deitel, "*Internet and World Wide Web: How to Program*", 5<sup>th</sup> Edition, Pearson Education, 2012, ISBN: 9780273764021
2. Thomas A. Powell, "*HTML & CSS: The Complete Reference*", McGraw Hill, Fifth Edition, 2010, ISBN: 978-0-07-174170-5

### Reference Books

1. Matt J. Crouch, "*ASP.NET and VB.NET Web Programming*", Pearson Education Asia, 2002
2. Rahul Banerjee, "*Internetworking Technologies*", Prentice-Hall of India Limited, Fourth Edition, 2000
3. Thomas A. Powell, "*Web Design: The Complete Reference*", Tata McGraw Hill, Second Edition, 2002





Course Title: **Operating System (3 Cr.)**

Course Code: **CACS251**

Year/Semester: **II/IV**

Class Load: **6 Hrs. / Week (Theory: 3 Hrs, Tutorial: 1, Practical: 2 Hrs.)**

### Course Description

This course includes the topics that help students understand operating system and its functionality along with its types.

### Course Objectives

The general objectives of this subject are to provide the basic feature, function and interface with the hardware and application software to run the computer smoothly.

### Course Contents

#### Unit 1 Introduction to Operating System

**2 Hrs.**

History, Introduction and Generation of Operating System, Objectives (Resource Manager and Extended Machine), Types of Operating system, Function of Operating system.

#### Unit 2 Operating System Structure

**2 Hrs.**

Introduction, Layered System, Kernel, Types of Kernel (Monolithic/Macro Kernel and Micro / Exo-Kernel), Client-Server Model, Virtual Machines, Shell.

#### Unit 3 Process Management

**15 Hrs.**

**Process Concepts(3 Hrs.):** Definitions of Process, The Process Model, Process States, Process State Transition, The Process Control Block, Operations on Processes (Creation, Termination, Hierarchies, Implementation), Cooperating Processes, System Calls (Process Management, File management, Directory Management).

**Threads (1 Hr):** Definitions of Threads, Types of Thread Process (Single and Multithreaded Process), Benefits of Multithread, Multithreading Models (Many-to-One Model, One-to-One Model, Many-to Many Model).

**Inter-Process Communication and Synchronization(6 Hrs.):** Introduction, Race Condition, Critical Regions, Avoiding Critical Region: Mutual Exclusion And Serializability; Mutual Exclusion Conditions, Proposals for Achieving Mutual Exclusion: Disabling Interrupts, Lock Variable, Strict Alteration (Peterson's Solution), The TSL Instruction, Sleep and Wakeup, Types of Mutual Exclusion (Semaphore, Monitors, Mutexes, Message Passing, Bounded Buffer), Serializability: Locking Protocols and Time Stamp Protocols; Classical IPC Problems (Dining Philosophers Problems, The Readers and Writers Problem, The Sleeping Barber's Problem)



**Process Scheduling(5 Hrs):** Basic Concept, Type of Scheduling (Preemptive Scheduling, Nonpreemptive Scheduling, Batch, Interactive, Real Time Scheduling), Scheduling Criteria or Performance Analysis, Scheduling Algorithm (Round-Robin, First Come First Served, Shortest-Job- First, Shortest Process Next, Shortest Remaining Time Next, Real Time, Priority Fair Share, Guaranteed, Lottery Scheduling, HRN, Multiple Queue, Multilevel Feedback Queue); Some Numerical Examples on Scheduling.

**Unit 4 Deadlocks**

**4 Hrs.**

System Model, System Resources: Preemptable and Non-Preemptable; Conditions for Resource Deadlocks, Deadlock Modeling, The OSTRICH Algorithm, Method of Handling Deadlocks, Deadlock Prevention, Deadlock Avoidance: Banker's Algorithm, Deadlock Detection: Resource Allocation Graph, Recovery from Deadlock.

**Unit 5 Memory Management**

**7 Hrs.**

**Basic Memory Management (3 Hrs.):** Introduction, Memory Hierarchy, Logical Versus Physical Address Space, Memory Management with Swapping: Memory Management with Bitmaps and with Linked List; Memory Management without Swapping, Contiguous-Memory Allocation: Memory Protection, Memory Allocation, Fragmentation (Inter Fragmentation and External Fragmentation); Non-Contiguous Memory Allocation, Fixed Partitioning Vs. Variable Partitioning, Relocation and Protection, Coalescing and Compaction.

**Virtual Memory (4 Hours):** Background, Paging, Structure of Page Table: Hierarchical Page Table, Hashed Page Table, Inverted Page Table, Shared Page Table; Block Mapping Vs. Direct Mapping, Demand Paging, Page Replacement and Page Faults, Page Replacement Algorithms: FIFO, OPR, LRU, SCP; Some Numerical Examples on Page Replacement, Thrashing, Segmentation, Segmentation With Paging.

**Unit6 Input/ Output Device Management**

**4 Hrs.**

Principle of I/O Hardware: I/O Devices, Device Controllers, Memory Mapped I/O, Direct Memory Access; Principle of I/O Software: Goals of I/O Software, Program I/O, Interrupt -Driven I/O, I/O Using DMA; I/O Software Layers: Interrupts Handler, Device Drivers, Device Independent I/O Software, User -Space I/O Software; Disk: Disk Hardware; Disk Scheduling: Seek Time, Rational Delay, Transfer Time; Disk Scheduling Algorithms: FCFS Scheduling, SSTF Scheduling, SCAN Scheduling, C-SCAN Scheduling, Lock Scheduling

**Unit 7 File System Interface Management**

**2 Hrs.**

File Concept: File Naming, File Structure, File Type, File Access, File Attributes, File Operation and File Descriptors; Directories: Single-Level Directory Systems, Hierarchical Directory Systems, Path Names, Directory Operation; Access



Methods: Sequential, Direct; Protection: Types of Access, Access Control List, Access Control Matrix

**Unit 8 Security Management**

**3 Hrs.**

Introduction, Security Problems, User Authentication: Passwords, password Vulnerabilities, Encrypted password, One Time Password and Biometrics password; User Authorization, Program Threats: Trojan Horse, Trap Door, Stack and Buffer Overflow; System Threats: Worms, Viruses, Denial of Services.

**Unit 9 Distributed Operating System**

**4 Hrs.**

Introduction, Advantages of Distributed System over Centralized System, Advantages of Distributed System over Independent PCs, Disadvantages of Distributed System, Hardware and Software Concepts, Communication in Distributed Systems, Message Passing, Remote Procedure Call, Process in Distribution System, Clock Synchronization.

**Unit 10 Case Study**

**2 Hrs.**

DOS and Windows Operating System, Unix Operating System, Linux Operating System

**Laboratory Works**

Lab works should be done covering all the topics listed above and a small project work should be carried out using the concept learnt in this course. Project should be assigned on Individual Basis.

**Teaching Methods**

The general teaching pedagogy includes class lectures, group discussions, case studies, guest lectures, research work, project work, assignments (theoretical and practical), and examinations (written and verbal), depending upon the nature of the topics. The teaching faculty will determine the choice of teaching pedagogy as per the need of the topics.

**Evaluation**

Examination Scheme				
Internal Assessment		External Assessment		Total
Theory	Practical	Theory	Practical	
20	20 (3 Hrs.)	60 (3 Hrs.)	-	100



**Text Books**

1. Andrew S. Tanenbaum, "*Modern Operating System 6/e*", PHI, 2011/12
2. Silberschatz, P.B. Galvin, G. Gagne, "*Operating System Concepts 8/e* ", Wiley India, 2014 ISBN : 9788126520510

**Reference Books**

1. Andrew S. Tanenbaum, "*Distributed Operating System*", Pearson
2. D M Dhamdhere, "*System Programming and Operating System*", Tata McGraw-Hill, 2009
3. P. Pal Choudhury, "*Operating Systems Principles and Design*", PHI, 2011





Course Title: **Numerical Methods (3 Cr.)**

Course Code: **CACS252**

Year/Semester: **II/IV**

Class Load: **6 Hrs. / Week (Theory: 3 Hrs, Tutorial: 1, Practical: 2 Hrs.)**

### Course Description

This course covers solution of nonlinear equations, interpolation and approximation, numerical differentiation and integration and solution of linear algebraic equation, ordinary differential equations and partial differential equations. It provides knowledge for numerical analysis.

### Course Objectives

The general objectives of this subject are to make students familiar with the theory of numerical analysis for solving algebraic and transcendental equations, solution of ordinary and partial differential equations, numerical differentiation and integration.

### Course Contents

#### Unit 1 Solution of Nonlinear Equations

**10 Hrs.**

Introduction, Types of Equation, Errors in Computing, The Bisection Method; The Method of False Position, Newton- Raphson Method, Solution of System of Nonlinear Equation, Fixed Point Iteration and Convergence

#### Unit 2 Interpolation and Approximation

**8 Hrs.**

Introduction, Errors in Polynomial Interpolation, Lagrange's Polynomials, Newton's Interpolation using Difference and Divided Differences, Cubic Spline Interpolation, Least Squares Method for Linear and Non-linear Data.

#### Unit 3 Numerical Differentiation and Integration

**5 Hrs.**

Introduction to Numerical Differentiation, Newton's Differentiation Formulas, Numerical Integration (Trapezoidal Rule, Simpson's 1/3 rule, 3/8 rule); Romberg Integration; Numerical Double Integration.

#### Unit 4 Solution of Linear Algebraic Equations

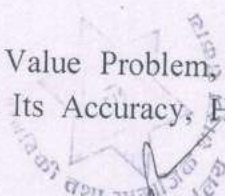
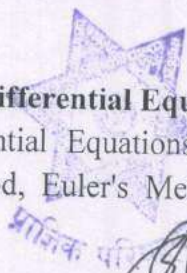
**10 Hrs.**

Review of the existence of solutions and properties of matrices, Consistency of a Linear System of Equations, Gaussian Elimination Method, Gauss-Jordan Method, Inverse of matrix using Gauss Elimination Method, Method of factorization, Iterative Methods(Jacobi & Gauss-Seidel Iteration), Power Method.

#### Unit 5 Solution of Ordinary Differential Equations

**7 Hrs.**

Introduction to Differential Equations, Initial Value Problem, Taylor Series Method, Picard's Method, Euler's Method and Its Accuracy, Heun's method,





Runge-Kutta Methods, Solution of Higher Order Equations, Boundary Value Problems, Shooting Method and Its Algorithm.

**Unit 6 Solution of Partial Differential Equations**

**5 Hrs.**

Introduction to Partial Differential Equations, Deriving Difference Equations, Laplacian Equation and Poisson's Equation.

**Laboratory Works**

Laboratory works will consist of program development and testing of Non-linear Equations, Interpolation, Numerical Differentiation and Integration, Linear Algebraic Equations, Ordinary and Partial Differential Equations using C or C++Builder.

**Teaching Methods**

The general teaching pedagogy includes class lectures, group discussions, case studies, guest lectures, research work, project work, assignments (theoretical and practical), and examinations (written and verbal), depending upon the nature of the topics. The teaching faculty will determine the choice of teaching pedagogy as per the need of the topics.

**Evaluation**

Examination Scheme				
Internal Assessment		External Assessment		Total
Theory	Practical	Theory	Practical	
20	20 (3 Hrs.)	60 (3 Hrs.)	-	100

**Text Books**

1. C.F. Gerald and P.O. Wheatley, "Applied Numerical Analysis", 4<sup>th</sup> Edition, Addison Wesley Publishing Company, New York
2. S. S Sastry, "Introduction to Methods of Numerical Analysis", - Prentice- Hall India

**Reference Books**

1. W. Cheney and D. Kincaid, "Numerical Mathematics and Computing", 2<sup>nd</sup> edition, Brooks/Cole Publishing Co., 1985
2. W.H. Press, B.P. Flannery et. al., "Numerical Recipes in C", 1<sup>st</sup> Edition, Cambridge Press, 1998.



3. S. Yakwitz and F. Szidarovszky, "*An Introduction to Numerical Computations*", 2<sup>nd</sup> Edition, Macmillan Publishing Co., New York.
4. S.S. Sastry, "*Engineering Mathematics Volume two*", Prentice-Hall of India.





Course Title: **Software Engineering (3 Cr.)**

Course Code: **CACS253**

Year/Semester: **II/IV**

Class Load: **4 Hrs. / Week (Theory: 3 Hrs, Tutorial: 1)**

### **Course Description**

This course includes the topics that provide fundamental concept and standard of software engineering so that students will be able to develop software and/or handle software project using the global standard of software.

### **Course Objectives**

This Course is designed to provide the students with the basic competencies required to identify requirements, documents the system design and maintain a developed system. It presumes a general understanding of computers and programming which are covered in the first and second semester of the degree.

### **Course Contents**

#### **Unit 1 Introduction**

**4 Hrs.**

Definition of Software, Type of Software, Characteristic of Software, Attributes of Good Software, Definition of Software Engineering, Software Engineering Costs, Key Challenges that Software Engineering Facing, System Engineering and Software Engineering, Professional Practice.

#### **Unit 2 Software Development Process Model**

**8 Hrs.**

Software Process, Software Process Model: The Waterfall Model, Evolutionary Development, Component-Based Software Engineering (CBSE); Process Iteration: Incremental Delivery, Spiral Development; Rapid Software Development: Agile Methods, Extreme Programming, Rapid Application Development, Software Prototyping; Rational Unified Process (RUP), Computer Aided Software Engineering (CASE): Overview of CASE Approach, Classification of CASE tools.

#### **Unit 3 Software Requirement Analysis and Specification**

**10 Hrs.**

System and Software Requirements, Type of Software Requirements: Functional and Non-Functional Requirements, Domain Requirements, User Requirements; Elicitation and Analysis of Requirements: Overview of Techniques, View Points, Interviewing, Scenarios, Use-Case, Ethnography, Requirement Validation, Requirement Specification, Feasibility.

#### **Unit 4 Software Design**

**10 hrs.**

Design Concept: Abstraction, Architecture, Patterns, Modularity: Cohesion, Coupling; Information Hiding, Functional Independence, Refinement; Architectural Design: Repository Model, Client Server Model, Layered Model, Modular Decomposition; Procedural Design Using Structured Methods, User



Interface Design: Human-Computer Interaction, Information Presentation, Interface Evaluation; Design Notation.

**Unit 5 Coding**

**2 Hrs.**

Programming Language and Development Tools, Selecting Languages and Tools, Good Programming Practices

**Unit 6 Software Testing and Quality Assurance**

**6 Hrs.**

Verification and Validation, Techniques of Testing: Black-box and White-box Testing, Inspections; Level of Testing: Unit Testing, Integration Testing, Interface Testing, System Testing, Alpha and Beta Testing, Regression Testing; Design of Test Cases, Quality Management Activities, Product and Process Quality, Standards: ISO9000, Capability Maturity Model (CMM);

**Unit 7 Software Maintenance**

**3 Hrs.**

Evolving Nature of Software, Different Types of Maintenance: Fault Repair, Software Adaptation, Functionality Addition or Modification; Maintenance Prediction, Re-Engineering, Configuration Management (CM): Importance of CM, Configuration Items, Versioning;

**Unit 8 Managing Software Projects**

**2 Hrs.**

Needs for the Proper Management of Software Projects, Management Activities: Project Planning, Estimating Costs, Project Scheduling, Risk Management, Managing People;

**Teaching Methods**

The general teaching pedagogy includes class lectures, group discussions, case studies, guest lectures, research work, project work, assignments (theoretical and practical), and examinations (written and verbal), depending upon the nature of the topics. The teaching faculty will determine the choice of teaching pedagogy as per the need of the topics.

**Evaluation**

Examination Scheme				
Internal Assessment		External Assessment		Total
Theory	Practical	Theory	Practical	
40	-	60 (3 Hrs)	-	100



### Text Book

1. Roger S. Pressman, "*Software Engineering: A Practitioner's approach*", 6<sup>th</sup> Edition, McGraw Hill International edition, 2005

### Reference Books

1. Ali Behforooz and Frederick J. Hudson, "*Fundamentals of Software Engineering*", OUP, 1996
2. Ian Sommerville, "*Software Engineering*", 9<sup>th</sup> Edition, Addison-Wesley, 2010, ISBN: 978-0137035151
3. Pankaj Jalote, "*An Integrated Approach to Software Engineering*", 2<sup>nd</sup> Edition, Springer, 1997





Course Title: **Scripting Language (3 Cr.)**

Course Code: **CACS254**

Year/Semester: **II/IV**

Class Load: **6 Hrs. / Week (Theory: 3 Hrs, Practical: 3 Hrs.)**

### Course Description

This course includes both theoretical as well as practical knowledge of scripting language (client side & server side) along with database connectivity. So that students can develop more effective and efficient web based application packages.

### Course Objectives

The general objectives of this course are to provide fundamental concepts of server side script programming and client side script programming using JavaScript and PHP respectively along with database connectivity.

### Course Contents

#### Unit 1 Client Side Scripting

**15 Hrs.**

**JavaScript:** Introduction, Need of Client Side Scripting Language, Formatting and Coding Conventions, JavaScript Files, Comments, Embedding JavaScript in HTML, Using Script Tag, NoScript Tag, Operators, Control Structures, Array and For Each Loop, Defining and Invoking Functions, Built in Objects, Date Objects, Interacting With The Browser, Windows & Frames, Document Object Model, Event Handling, Forms, Cookies, Handling Regular Expression, Client Side Validations.

#### Unit 2 Server Side Scripting with Database Connectivity

**15 Hrs.**

**PHP(8 Hrs.):** Introduction to Server Side Scripting Language, PHP introduction, Basic PHP Syntax, Comments in PHP, Variables, PHP Operators, Control Structures(If else, switch, all loops), Arrays, For Each Loop, Functions, Form Handling, PHP \$\_GET, PHP \$\_POST, PHP \$\_REQUEST, PHP date () Function, PHP include File, File Handling, File Uploading, PHP Sessions, Sending Emails, PHP Cookies.

**MySQL(7 Hrs.):** Introduction to MySQL, PHP MySQL Connect to a Database, Closing a Connection, MySQL Data Types, MySQL Insert, MySQL Select, MySQL Where Clause, MySQL Delete, MySQL Update, MySQL Aggregate Functions(sum, avg, count etc); MySQL Order by and Group by Clause, MySQL Subqueries, MySQL Joins,

#### Unit 3 Advanced Server Side Scripting

**15 Hrs.**

**Object Oriented Programming in PHP:** Classes and Objects, Defining and Using properties and methods, Constructors and Destructors, Method Overriding, Encapsulation, Inheritance, Polymorphism, Static Members, Exception Handling



**AJAX(Asynchronous JavaScript and XML):** Using PHP, Using PHP + MySQL

**jQuery:** Playing With Elements, Hiding and Unhiding Images, JQuery UI

**JOOMLA:** Introduction To CMS, Installation, Handling Joomla Back End, Customization In Joomla, Introduction To Extensions, Installation and Uses Of Extensions in Joomla, Template Development In Joomla, Artiseer(IDE), Module Development In Joomla, Component Development In Joomla, Introduction To MVC(Model, View and Controller)

**WordPress Administrator Level:** Theme Integration, Creating pages, Managing Posts, Managing Widgets

### Laboratory Works

Laboratory works should be done covering all the topics listed above and a small project work should be carried out using the concept learnt in this course. Project should be assigned on Individual Basis.

### Teaching Methods

The general teaching pedagogy includes class lectures, group discussions, case studies, guest lectures, research work, project work, assignments (theoretical and practical), and examinations (written and verbal), depending upon the nature of the topics. The teaching faculty will determine the choice of teaching pedagogy as per the need of the topics.

### Evaluation

Examination Scheme				
Internal Assessment		External Assessment		Total
Theory	Practical	Theory	Practical	
20	20 (3 Hrs.)	60 (3 hrs.)	-	100

### Text Books

1. Harvey M. Deitel, Paul J. Deitel & Abbey Deitel, "*Internet and World Wide Web: How to Program*", 5<sup>th</sup> Edition, Pearson Education, 2012, ISBN: 9780273764021
2. Robin Nixon, "*Learning PHP MySQL JavaScript and CSS*", 2<sup>nd</sup> Edition, O'Reilly Media, 2012, ISBN 978-1449319267



### Reference Books

1. David Flanagan, "*JavaScript: The Definitive Guide*", O' Reilly Media, 2011, ISBN: 139780596805524
2. David Sawyer McFarland, "*JavaScript & jQuery: The Missing Manual*", 2<sup>nd</sup> Edition, Pogue Press, 2011, ISBN: 978-1449399023
3. Luke Welling & Laura Thomson, "*PHP and MySQL Web Development*", 5<sup>th</sup> Edition, Developer's Library, 2014, ISBN: 978-0321833891





Course Title: **Database Management System (3 Cr.)**

Course Code: **CACS255**

Year/Semester: **II/IV**

Class Load: **6 Hrs. / Week (Theory: 3 Hrs, Tutorial: 1 Hr., Practical: 2 Hrs.)**

### Course Description

This course offers both theoretical as well as practical knowledge of database management system so that students can handle back end of software while developing any types of application packages.

### Course Objectives

The general objectives of this subject are to provide the basic concept, theory and practices in design and implementation of DBMS. Students will also be good for handling different type of data transaction by using SQL commands.

### Course Contents

#### Unit 1 Introduction to DBMS

**3 Hrs.**

Introduction of Database Management System, Objective of Database Management System, Importance of DBMS, Merit and Demerit of DBMS, Application of DBMS.

#### Unit 2 Database Design, Architecture and Model

**6 Hrs.**

Overview of The Database Designing Process and View of Data, Structure of Database Management System, Level Database Architecture and Data Independence, Database Languages: DDL, DML, QBE; Data Models: Hierarchical, Network, Relational, E-R Model, Object Base Data Model; E-R Diagram: Concepts, Relationship, Entity Relationship Diagram, Weak Entity Sets, Strong Entity Set, Aggregation, Generalization, Converting ER Diagrams to Tables.

#### Unit 3 Relational Database Model

**4 Hrs.**

Structure of RDBMS and Terminology, Database Schema and Schema Diagram, Keys: Super, Candidates, Primary, Foreign, Composite etc. and Relationship; Introduction to Relational Algebra, Relational Algebra Operations: Select, Project, Cartesian Product, Union, Set Difference, Natural Join, Outer Join.

#### Unit 4 Database Normalization

**4 Hrs.**

Definition and Importance of Normalization, Functional Dependencies, Normalization: 1NF, 2NF, 3NF, BCNF and 4NF.

#### Unit 5 Creating and Altering Database and Tables(SQL)

**6 Hrs.**

Introduction to SQL, Creating Database with Different Type of Arguments and Alter Database, Creating Normal Tables and Complex Tables with Different



Type of Constraints(Key, Check, Default); Alter Tables : Adding and Dropping Attributes and Other Constraints; Drop Statement: Table, Database.

**Unit 6 Manipulating and Querying Data**

**8 Hrs.**

Adding Data with *INSERT* Statement, Retrieving Data with *SELECT* Statement and *FROM* Clause and Filter Data with *WHERE* Clause; Order and Grouping Data with *ORDER* and *GROUP* by Clause and Summarizing the *SELECT* Statement; Retrieving Data from Different Tables using: *INNER JOINS*, *OUTER JOIN* and *CROSS JOIN*; Building Nested Queries, Manipulate Data Using *UPDATE* Statement and Removing Rows Using *DELETE* Statement; Creating and Altering View.

**Unit 7 Developing Stored Procedures, DML Triggers and indexing**

**5 Hrs.**

Managing Stored Procedures, Create, Alter, Drop, Execute Stored Procedure, Encryption, Passing Data To Stored Procedures, Parameter Default, Returning Data From Stored Procedure Output Parameter Using The *RETURN* Statement; Transaction Flow, Creating Triggers, Triggers Limitation, Disabling Trigger, Developing Multi Row Enabled Triggers; Basic Concept of Indexing, Ordered Indices, Type of Indexing, Multiple Key Access, Creating And Dropping Index.

**Unit 8 Query Processing and Security**

**5 Hrs.**

Overview of Query Processing, Measuring of Query Cost, Selection Operation, Sorting, Joining Evaluation of Expression, Query Optimization; Database Administrator: *DBA* Roles and Responsibilities, Database Security Issues, Types of Security, Access Protection, User Accounts and Database Audits, Discretionary Access Control, Mandatory Access Control; Data Encryption And Decryptions.

**Unit 9 Transaction and Concurrency Control**

**4 Hrs.**

Transaction Concept, Simple Transaction Model, Atomicity and Durability, Transaction Isolation, Serializability, Transaction Isolation and Atomicity and Transaction Isolation Levels; Introduction, Lock-Based Protocol, Dead-Lock Handling, Multiple Granularity, Time-Based Protocol.

**Laboratory Works**

Lab works should be done covering all the topics listed above using Oracle and a small project work should be carried out using the concept learnt in this course. Project should be assigned on Individual Basis.

**Teaching Methods**

The general teaching pedagogy includes class lectures, group discussions, case studies, guest lectures, research work, project work, assignments (theoretical and



practical), and examinations (written and verbal), depending upon the nature of the topics. The teaching faculty will determine the choice of teaching pedagogy as per the need of the topics.

### Evaluation

Examination Scheme				
Internal Assessment		External Assessment		Total
Theory	Practical	Theory	Practical	Total
20	20 (3 Hrs.)	60 (3 Hrs.)	-	100

### Text Book

1. Abraham Silberschatz, "Database System Concept", 6<sup>th</sup> Edition, McGraw Hill.

### Reference Books

1. Elmasri – Navathe, "Fundamental of Database System", 5<sup>th</sup> Edition, Pearson.
2. James R. Groff and Paul N. Weinberg, "The complete Reference SQL", 3<sup>rd</sup> Edition.
3. Jason Price, "Oracle Database 11g SQL", McGraw Hill, 2007
4. Robert Viera, "Microsoft SQL Server 2008 Programming", Wiley India





Course Title: **Project I (2 Cr.)**  
Course Code: **CACS256**  
Year/Semester: **II/IV**  
Class Load: **4 Hrs. / Week (Practical: 4 Hrs.)**

### Course Description

This is fully practical course and expects the practical implementation of the concept learnt by students during first two years of their study. However, it should not be limited to the boundary of syllabus. So, the students can go beyond this and make their project work more realistic and technically sophisticated.

### Course Objectives

The general objectives of this project work are to make student able in implementing concepts learnt by fourth semester so that they will be able to develop application of their own choice.

### Procedures

- Students will work individually or in pairs on a minor project of their choice, mostly related to development of a computer application for a real life situation.
- Students have to defend their project proposals at the beginning of fourth semester (within 20 days from their first class day of fourth semester).
- Students must present midterm progress report of their project work and defend it in 12<sup>th</sup> week of fourth semester.
- At the end of the semester they must present well documented reports of their project works in the standard format, which will be assessed by their Project Advisors and defend the tasks what they have done then they will have to appear a viva voice conducted by a group of internal and external experts.

### Evaluation

Examination Scheme				
Internal Assessment		External Assessment		Total
Theory	Practical	Theory	Practical	Total
-	80	-	20	100

Evaluation will be done in the following three stages:

**First Stage** (Proposal Defense Phase): Its weight age 10% of the total mark.  
Evaluation will be done based on the followings:



1. Project Proposal
2. Project Plan
3. Budgeting

**Second Stage:** 70% of total mark shall be based on the following:

**Work Done (50 %)**

1. System Design
2. Thoroughness
3. Understanding of methods used in the project
4. Amount of work performed
5. Level of achievement
6. Ability to work with others
7. Ability to identify problems
8. Project planning skills.

**Documentation (20%)**

1. Report organization
2. Writing style
3. Completeness of the report
4. Readability
5. Organization and analysis of data and results

**Third Stage (Viva-Voice: 20%)**


An oral defense of the project work should be conducted on the last week of the fourth semester. The defense will be evaluated by external examiners (external to the department or from industries). The oral defense will carry 20% of total marks.





**Curriculum of Bachelor of Arts in Computer Application  
(BCA)**

Semester - 5/6



**V & VI Semester**

**Submitted By**  
Computer Application Subject Committee  
Faculty of Humanities and Social Science  
Tribhuvan University

**Submitted To**  
Dean's Office, Faculty of Humanities and Social Sciences  
Tribhuvan University  
Kirtipur, Nepal  
2019







**Course Title: Project II (2 Cr.)**

**Course Code: CAPJ356**

**Year/Semester: III/VI**

**Class Load: 4 Hrs. / Week (Practical: 4 Hrs.)**

### Course Description

To develop small scale project based on the application development platforms and tools (JAVA, visual c++, PHP , Python or plate form of any current trend. This course provides practical skill based knowledge.

### Course objectives

The objectives of this course are to provide project management skills (developing, implementing, managing collaboration) and to learn working as a team. The student will also learn about formulating project documentation.

### Course Contents

#### **Unit 1: Project Ideas and proposal guidance**

4

- 1.1 Project concept and Scope
- 1.2 Proposal writing techniques

#### **Unit 2: Application Development**

8

- 2.1 Object oriented programming
- 2.2 Frameworks and APIs
- 2.3 Programming design patterns
- 2.4 Data collection for project
- 2.5 Application of GPUS

#### **Unit 3: Project management, team work and collaboration**

8

- 3.1 Project management techniques
  - 3.1.1 Develop project management plan
  - 3.1.2 Project implementation, monitor and control
- 3.2 Collaborative development environment
  - 3.2.1 Communications planning process
  - 3.2.2 Organizing and conducting effective meeting,

#### **Unit 4: Project Guidance**

5

#### **Unit 5: Project work**

30





## Unit 6: Project documentation guidance

5

- 4.1 documentation format
- 4.2 Table writing format
- 4.3 Figure writing format
- 4.4 Writing equation
- 4.5 References and citation techniques
- 4.6 Abstract writing

### Reference Books:

1. The Project Manager's Guide to Software Engineering's Best Practices, M. C. Christensen and R.H. Thayer, IEEE computer Society
2. Angelika H. Hofmann, " Scientific Writing and Communication: Papers, Proposals, and Presentations Oxford University Press; 3 edition (November 17, 2016)





Course Title: MIS and E-Business

Course Code: CACS301

Year/Semester: III/V

Class Load: 5Hrs. /Week (Theory: 3Hrs, Practical 2Hrs.)

### Course Description

This course provides the fundamental knowledge of Management Information System and E-Business and its associated infrastructure, security and protection issues, payment system and ultimately live implementation of any web application in Web server.

**Objectives:** The general objectives of this course is to know fundamental knowledge of MIS/E-Business and implement the web application in Web Server.

#### Unit 1:

**Introduction to E-Commerce:** Definitions and Concepts; Defining E-Business; Pure Versus Partial EC; EC Framework, Classification of EC; Benefits of E-Commerce; Electronic Markets; Role of Internet and Web in E-Commerce; The Limitations and Barriers of EC; Social Networks and Social Network Services; **M-Commerce:** Concept, Scope, Attributes, Benefits; Location-based I-commerce, I-Commerce Infrastructure, Location-Based Services and Applications.

7LH

#### Unit 2:

**The Network Infrastructure for E-Commerce:** Introduction to Information Superhighway (I-Way), Components of the I-Way, Internet as a network infrastructure. **Wireless Application Protocol:** Wireless Application Protocol (WAP); Architecture of WAP; Working of WAP; **Wireless Technologies:** ADSL, WiMAX, WLAN, WMAN Wi-Fi, UMTS (3G), LTE (4G), (5G NR). Security Issues related to Wireless Communications.

8LH

**Unit 3: Introduction to Management Information System:** Data, information, computer based information system (CBIS), Information System Resources, Management information system, Transaction processing (TPS) system, decision support system (DSS), and executive information system (EIS), **SCM, CRMS and International Systems:** Introduction, Supply Chain Management Systems, Customer Relationships Management Systems, enterprise systems and Challenges of Enterprise Systems Implementations- Managing the implementation, International Information Systems-Outsourcing and off-shoring.

8LH

**Unit 4: E-Commerce Security and Fraud Issues and Protections:** Basic EC Security Terminology, The Threats, Attacks, and Attackers, **EC Security Requirements:** Confidentiality, Integrity, and Availability, Authentication, Authorization and Nonrepudiation; Technical Malware attack: Viruses, Worms, and Trojan Horses, Heartbleed, Distributed Denial of Service, Cryptolocker, Page hijacking, Botnets, Malvertising,



Theft and Identify Fraud, Spam Attacks; EC defense Strategy: access control(Authorization and Authentication, Biometric Systems), encryption and PKI (Symmetric Key Encryption, Asymmetric Key Encryption, Certificate Authority(CA), Secure Socket Layer (SSL). Securing e-commerce networks: Firewalls, Virtual Private Networks, Intrusion Detection Systems (IDS), intrusion prevention System (IPS).

10LH

**Unit 5: E-payment systems:**

Online payment cards (credit cards, charge cards, debit cards, smart cards), processing cards in online, credit card payment procedure, e-micropayments, e-checking and its processing in online. Automated clearing house (ACH) network, mobile payments (Digital wallet), mobile payment participants and issues, international payments, emerging EC payment systems and issues: crypto currency, virtual currency. A case study of emerging trends in online payment system in Nepal.

6 LH

**Unit 6: Launching a Successful EC Website:**

Planning Online Businesses (Business Plan, The cost-benefit, risk elements of a business case, funding a New Online Business, EC Model selection), The process of building a website, basic hierarchical website structure, website hosting and obtaining a domain name (cPanel management, upload EC site to the web Server), web content creation and management: (Web content, Categories and Types of Content, Content Management and Maintenance, Catalog Content and its Management), Website design criteria, Site Map and Navigation, Web page layout grid, Colors and Graphics, Website Usability, Performance, Website Promotion, implementation of Payments system, Website Promotion, Search Engine Optimization (SEO).

10LH

**Laboratory Works:**

32LH

Laboratory works should be done covering all the topics listed above and a project work should be carried out by individually implementing a fully functioning e-commerce web application along with payment system.

**Text Book**

Efraim Turban, D. K. (2018). *Electronic Commerce: A Managerial and Social Networks Perspective*. New York: Springer

**References Book**

Chaffey, D. (2009). *E-Business and E-Commerce Management: Strategy, Implementation and Practice (4th Edition)*. Harlow: Prentice Hall.

Kalakota, A. B. (1996). *Frontiers of Electronic Commerce*. Pearson.

Kenneth C. Laudon, C. G. (2014). *E-commerce: business.technology.society*. New York: Pearson Education Limited.

Kenneth C. Laudon, J. P. (2014). *Management Information System: MANAGING THE DIGITAL FIRM*. New York: Pearson Education Limited





**Course Title: DotNet Technology (3 Cr.)**

**Course Code: CACS302**

**Year/Semester: III/V**

**Class Load: 6 Hrs. / Week (Theory: 3 Hrs., Practical: 3 Hrs.)**

**Course Description:**

This course covers different concepts of .NET framework. It also covers basic to advanced features of C# language including language basics, creating types and inheritance, delegates, events, lambda expressions, LINQ, working with databases, and developing web applications using ASP.NET.

**Course Objectives:**

The primary objective of this course is to provide concepts of .NET framework and different concepts of C# programming language and make students familiar with their uses and applications.

**Course Contents:**

**Unit 1: Introducing C# and the .NET Framework (7 Hrs.)**

Object Orientation; Type Safety; Memory Management; Platform Support; C# and CLR; CLR and .NET Framework; Other Frameworks; Framework Overview; .NET Standard 2.0; Applied Technologies

**Unit 2: The C# Language Basics (12 Hrs.)**

Writing Console and GUI Applications; Identifiers and Keywords; Writing Comments; Data Types; Expressions and Operators; Strings and Characters; Arrays; Variables and Parameters; Statements (Declaration, Expression, Selection, Iteration, and Jump Statements); Namespaces

**Unit 3: Creating Types in C# (12 Hrs.)**

Classes; Constructors and Deconstructors; this Reference; Properties; Indexers; Static Constructors and Classes; Finalizers; Dynamic Binding; Operator Overloading; Inheritance; Abstract Classes and Methods; base Keyword; Overloading; Object Type; Structs; Access Modifiers; Interfaces; Enums; Generics

**Unit 4: Advanced C# (14 Hrs.)**

Delegates; Events; Lambda Expressions; Exception Handling; Introduction of LINQ; Working with Databases; Writing Web Applications using ASP.NET

**Laboratory Work:** The laboratory work includes writing console and/or GUI programs in C#

- To implement basic language features
- To create classes and objects and to implement different object-oriented features
- To implement inheritance
- To implement advanced features like delegates, event handling, lambda expressions, exception handling
- To implement LINQ and database applications

**Text Books:**

1. C# 7.0 in a Nutshell (7<sup>th</sup> Edition), the Definitive Reference, Joseph Albahari & Ben Albahari, O'Reilly.





2. Microsoft Visual C# Step by Step (9<sup>th</sup> Edition), John Sharp, Pearson Education.

**Reference Books:**

1. C# 7.0 All-in-One For Dummies (1<sup>st</sup> Edition), John Paul Mueller, Bill Sempf, Chuck Sphar, John Wiley & Sons, Inc.
2. Professional C# 7 and .NET Core 2.0 (7<sup>th</sup> Edition), Christian Nagel, John Wiley & Sons, Inc.

**Teaching Methods:**

The teaching faculties are expected to create environment where students can update and upgrade themselves with the current scenario of computing and information technology with the help of topics listed in the syllabus. The general teaching pedagogy that can be followed by teaching faculties for this course includes class lectures, laboratory activity, group discussions, case studies, guest lectures, research work, project work, assignments (Theoretical and Practical), and written and verbal examinations.

**Evaluation:**

Internal Assessment Format [FM = 20] – Subject Teacher				
Term Examination		Assignment	Attendance	Total
Mid-Term	Pre-Final			
5	5	5	5	20

Practical Assessment Format [FM = 20] – External Examiner will be assigned by Dean Office, FOHSS.

Practical	Viva	Lab Reports	Total
10	5	5	20

Note: Assignment may be subject specific case study, seminar paper preparation, report writing, project work, research work, presentation, problem solving etc.

**Final Examination Questions Format [FM = 60, Time = 3 Hrs.]**

SN	Question Type	Number of Questions	Marks per Question	Total Marks
1	Group – 'A' Objective Type Questions (Multiple Choice Questions) Attempt all the questions.	10	1	10 x 1 = 10
2	Group – 'B' Short Questions (Attempt any SIX questions.)	7	5	6 x 5 = 30
3	Group – 'C' Long Questions (Attempt any TWO questions.)	3	10	2 x 10 = 20





**Course Title: Computer Networking (3 Cr.)**

**Course Code: CACS303**

**Year/Semester: III/V**

**Class Load: 5 Hrs. / Week (Theory: 3Hrs. Practical: 2 Hrs.)**

**Course Description**

This course offers detailed concept and structure of networking standards and principles. It includes introduction, functioning and significance of Physical Layer, Data Link Layer, Network Layer, Transport Layer, Application layer and some security mechanisms. It does not entirely focus on theoretical concept but also strongly focuses on practical skill based learning.

**Course objectives**

The general objectives of this course are to provide theoretical as well as practical knowledge of computer networking to make students capable of implementing, managing and troubleshooting the issues of computer network in their personal as well professional life.

**Course Contents**

- |  |               |
|--|---------------|
| <b>Unit 1: Introduction</b>  | <b>6 Hrs.</b> |
| 1.1 Network as an infrastructure for data communication  |               |
| 1.2 Applications of Computer network   |               |
| 1.3 Network Architecture   |               |
| 1.4 Types of computer Networks   |               |
| 1.5 Protocols and Standards  |               |
| 1.6 The OSI Reference Model  |               |
| 1.7 The TCP/IP Protocol Suite  |               |
| 1.8 Comparison between OSI and TCP/IP Reference model  |               |
| 1.9 Critiques of OSI and TCP/IP Reference model  |               |
| <b>Unit 2: The Physical Layer</b>  | <b>6 Hrs.</b> |
| 2.1 Functions of Physical Layer  |               |
| 2.2 Data and Signals: Analog and Digital signals, Transmission Impairment, Data Rate Limits, Performance |               |
| 2.3 Data Transmission Media: Guided Media, Unguided Media and Satellites                                 |               |
| 2.4 Bandwidth Utilization: Multiplexing and Spreading  |               |
| 2.5 Switching: Circuit switching, Message switching & Packet switching                                   |               |
| 2.6 Telephone, Mobile and Cable network for data Communication   |               |
| <b>Unit 3: The Data Link Layer</b>   | <b>8 Hrs.</b> |
| 3.1 Functions of Data Link Layer   |               |
| 3.2 Data Link Control: Framing, Flow and Error Control   |               |
| 3.3 Error Detection and Correction   |               |
| 3.4 High-Level Data Link Control(HDLC) & Point – to – Point protocol(PPP)                                |               |
| 3.5 Channel Allocation Problem   |               |





- 3.6 Multiple Access: Random Access (ALOHA, CSMA, CSMA/CD, CSMA/CA), Controlled Access (Reservation, Polling, Token Passing), Channelization (FDMA, TDMA, CDMA)
- 3.7 Wired LAN: Ethernet Standards and FDDI
- 3.8 Wireless LAN: IEEE 802.11x and Bluetooth Standards
- 3.9 Token Bus, Token Ring and Virtual LAN

**Unit 4: The Network Layer**

8 Hrs.

- 4.1 Functions of Network Layer
- 4.2 Virtual circuits and Datagram Subnets
- 4.3 IPv4 Addresses: Address Space, Notations, Classful addressing, Classless addressing, Subnetting and Network Address Translation (NAT)
- 4.4 IPv4 Datagram format and fragmentation
- 4.5 IPv6 Address Structure and advantages over IPv4
- 4.6 Routing Algorithms: Distance Vector Routing, Link State Routing
- 4.7 Internet Control Protocols: ARP, RARP, ICMP
- 4.8 Routing protocols: OSPF, BGP, Unicast, Multicast and Broadcast

**Unit 5: The Transport Layer**

7 Hrs.

- 5.1 Functions of Transport Layer
- 5.2 Elements of Transport Protocols: Addressing, Establishing and Releasing Connection, Flow Control & Buffering, Error Control, Multiplexing & Demultiplexing, Crash Recovery
- 5.3 User Datagram Protocol (UDP): User Datagram, UDP Operations, Uses of UDP, RPC
- 5.4 Principles of Reliable Data Transfer: Building a Reliable Data Transfer Protocol, Pipelined Reliable Data Transfer Protocol, Go-Back-N (GBN), Selective Repeat (SR)
- 5.5 Transmission Control Protocol (TCP): TCP Services, TCP Features, TCP Segment Header
- 5.6 Principle of Congestion Control

**Unit 6: The Application Layer**

5 Hrs.

- 6.1 Functions of Application layer
- 6.2 Application Layer Protocols: DNS, DHCP, WWW, HTTP, HTTPS, TELNET, FTP, SMTP, POP, IMAP
- 6.3 Concept of traffic analyzer: MRTG, PRTG, SNMP, Packet tracer, Wireshark.

**Unit 7: Network Security**

5 Hrs.

- 7.1 A Model for Network Security
- 7.2 Principles of cryptography: Symmetric Key and Public Key
- 7.3 Public Key Algorithm – RSA
- 7.4 Digital Signature Algorithm
- 7.5 Communication Security: IPSec, VPN, Firewalls, Wireless Security.





## Practical

1. Prepare hardware and software specification for basic computer system.
2. Determine the appropriate placement of networking devices on a network.
3. Identify networking cable standards. Create and test cross – over and straight cables.
4. Configure the IP address of the computer.
5. Create a basic network and share file and folders.
6. Install and configure windows server: Active Directory, User and Group Policy Management.
7. Set the file access permissions and quota in windows server.
8. Configure basic DNS and DHCP services in windows server.
9. Install Linux based OS and practice on basic Linux and networking commands.
10. Configure IP address and subnet in Linux Machine.
11. Install packet tracer and identify the features of packet tracer.
12. Implement the LAN topologies.
13. Demonstrate the use of VLAN.
14. Implement the both static and dynamic router configurations.
15. Install and configure DNS, DHCP, FTP and Web Servers in Linux machine.
16. Capture some packets and analyze the header using Wireshark.
17. Implement the firewall.

## Teaching Methods


The teaching faculties are expected to create environment where students can update and upgrade themselves with the current scenario of computing and information technology with the help of topics listed in the syllabus. The general teaching pedagogy that can be followed by teaching faculties for this course includes class lectures, laboratory activity, group discussions, case studies, guest lectures, research work, project work, assignments (Theoretical and Practical), and written and verbal examinations.

## Evaluation

Examination Scheme				
Internal Assessment		External Assessment		Total
Theory	Practical	Theory	Practical	
20	20 (3 Hrs.)	60 (3 Hrs.)	-	

## Reference Book

1. Andrew S. Tanenbaum, David J. Wetherall, "Computer Networks, 5/e", Prentice Hall, 2011.
2. Behrouz A. Forouzan, "Data Communications and networking" Tata McGraw-Hill.
3. Kurose, Ross, "Computer Networking: A Top-Down Approach", Pearson Education Limited, 2017.
4. Larry L. Peterson and Bruce S. Davie, "Computer Network: A System Approach", Morgan Kaufmann, 5/e, 2012.
5. Matthew Helmke, Andrew Hudson, Paul Hudson "Ubuntu Unleashed 2019 Edition\_Covering 18.04, 18.10, 19.04", 13/e, SAITS, Pearson Education, 2019.





Course Title: **Introduction to Management (3 cr.)**

Course code: **CAMG 304**

Year/Semester: **III /V**

Class load: **3 Hrs./Week (Theory: 3Hrs)**

### **Course Objectives**

This course aims to impart the basic management knowledge, and skills to the students so as to enhance their managerial capabilities and enable them to apply in the practical field.

### **Course Description**

This course contains Introduction to Management, perspectives in management thought, emerging issues and challenges in management, management functions like planning, leading, controlling, organizational change and development, communication, emerging issues in quality management, technology and management.

### **Course Contents**

#### **Unit 1: Introduction**

**LH 4**

Management: concepts, meaning and functions. Types of managers. Managerial roles and skills. Organization and management. Changing perspectives of organization.

#### **Unit 2: Perspectives in Management**

**LH 7**

Classical Perspective: scientific management, administrative management and bureaucracy. Behavioral Perspective: Hawthorne studies, human relations movement, and emergence of organizational behavior. Quantitative Perspective: management science and operations management. Integrating perspectives: systems and contingency perspectives. Emerging management issues and challenges.

#### **Unit 3: Planning and decision making**

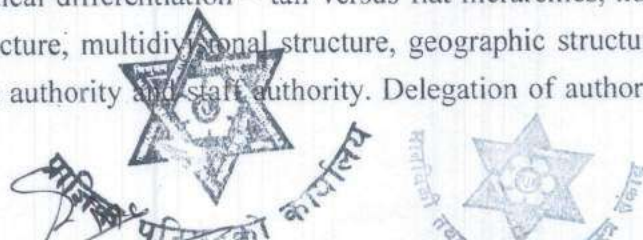
**LH 7**

Concept of planning, Levels of Planning: Strategic, Tactical and operational. Steps in Planning. Tools for planning. Decision Making: meaning, types and process. Decision making conditions – certainty, risk and uncertainty.

#### **Unit 4: Organizing**

**LH 9**

Concept of organizing, process and principles of organizing. Organization Architecture: vertical differentiation – tall versus flat hierarchies, horizontal differentiation – functional structure, multidivisional structure, geographic structure, and matrix structure. Authority: line authority and staff authority. Delegation of authority. Centralization, Decentralization





and Devolution: meaning, reasons, advantages and disadvantages. Staffing: concept and importance.

**Unit 5: Leading and communication**

**LH 7**

Concept and qualities of leadership. Transformational and transactional leadership, Leadership Styles: autocratic, democratic, and participative. Concept of managerial ethics. Motivation: concept, importance, and techniques. Communication: meaning, process, and networks. Types of communication, Barriers to effective communication.

**Unit 6: Controlling and total quality management**

**LH 5**

Concept, purpose, Process and types of controls. Essentials of effective control systems. Control tools and techniques. Quality: Concept and importance. Total Quality Management: concept, components, principles, tools and techniques. Emerging issues in quality management.

**Unit 7: Organizational Change and Development**

**LH 5**

Concept and nature, forces, paradigm shifts and areas (structure, technology, business process and behaviors) of organizational change. Resistance to change. Overcoming resistance to change. Concept of Organizational Development

**Unit 8: Technology, Organization and Management**

**LH 4**

Concept of technology, approaches to technology and organization, social networking, use of technology in people management,

**References**

Charles W.L. Hill and Steven L. McShane, *Principles of Management*, Tata Mc-Graw-Hill Company, New Delhi.

Griffin, Ricky W., *Management*. AITBS Publishers and Distributors, New Delhi.

Hitt, M.A., J.S. Black and Porter, L. W., *Management*, Pearson Education, New Delhi

Laurie J. M. *Management and organizational Behaviour*, Pearson, New Delhi

**Evaluation:**

**Internal Assessment: 40 marks**

**External Assessment: 60 marks**

**Total: 100 marks**

**Teaching methods:** The major teaching methods include the case analysis, project work, term paper, assignments, and quiz. The instructor decides the learning strategies based on the nature of session/class.





**Course Title: Computer Graphics and Animation (3 Cr.)**

**Course Code: CACS305**

**Year/Semester: III/V**

**Class Load: 6 Hrs. / Week (Theory: 3Hrs. Tutorial: 1 Hrs., Practical: 2 Hrs.)**

### Course Description

This course is designed to extend students' knowledge and practice in Graphics hardware, software, and applications. It also provides the knowledge of data structures for graphics, graphics languages, and models for 2D and 3D objects, clipping, hidden surface elimination, depth buffer, raster graphics, shading, and rendering.

### Course objectives

Upon completion of this course, students should be able to 1. Explain basic principle of computer graphics. 2. Develop 2D and 3D computer graphics applications. 3. Specify lighting and object's materials in computer graphics programming.

### Course Contents

#### **Unit 1: Introduction**

6

- 1.1 Advantage of Computer Graphics and Areas of Applications
- 1.2 Hardware and Software for Computer Graphics. (Hard Copy, Display Technologies),
- 1.3 Random Scan Display System, Video Controller, Random Scan Display Processor
- 1.4 Raster Graphics
- 1.5 Scan Conversion Algorithms (Line, Circle, Ellipse)
- 1.6 Area Filling (Rectangle, Ellipse), Clipping (Lines, Circle, Ellipse), Clipping Polygons

#### **Unit 2: Two dimensional and three dimensional transformations**

7

- 2.1 2-Dimensional transformation
- 2.2 2-D Translation, Rotation, Scaling,
- 2.3 Homogeneous Coordinates, Reflection, Shear transform
- 2.4 3-dimensional transformation,
- 2.5 3-D Translation, Rotation Scaling, Reflection, Shear.

#### **3 Unit 3: Clipping**

7

- 3.1 Window to view port transformation
- 3.2 Clipping, line clipping,
- 3.3 Cohen –Sutherland line clipping
- 3.4 Polygon clipping
- 3.5 Sutherland and Gary Hodgman polygon clipping algorithm





**Unit 4: Visible Surface Determination and computer graphics algorithm** 15

- 4.1 Image space and object space techniques
- 4.2 Hidden Surface removal—Depth comparison
- 4.3 Z-Buffer Algorithm
- 4.4 Back-Face Removal
- 4.5 The Painter's Algorithm
- 4.6 Scan-Line Algorithm
- 4.7 Light and Color and different color models (RGB,CMY, YIQ)

**Unit 5: Animation and virtual reality** 10

- 5.1 Basic Principles of Animation and Types of Animation
- 5.2 Introduction to the flash interface
- 5.3 Setting stage dimensions, working with panels, panel layouts
- 5.4 Layers & Views
- 5.5 Shaping Objects – Overview of shapes, Drawing & Modifying Shapes
- 5.6 Bitmap Images & Sounds
- 5.7 Animation -Principles , Frame by frame animation, tweening, masks
- 5.8 Introduction to virtual reality

**Laboratory Work**

Laboratory work should be done covering all the topics listed above and a small project work should be carried out using the concept learnt in this course using Open GL.

**Reference Books:**

1. Foley, J. D., A. V. Dam, S. K. Feiner, J. F. Hughes, Computer Graphics Principle and Practices, Addison Wesley Longman, Singapore Pvt. Ltd.,
2. Hearn Donald, M. P. Baker, Computer Graphics, 2E, Prentice Hall of India Private Limited, New Delhi
3. Robert R & Snow D Flash CS4 Professional Bible, Wiley Publishing





Course Title: **Mobile Programming (3 Cr.)**  
Course Code: **CACS351**  
Year/Semester: **III/VI**  
Class Load: **6Hrs. /Week (Theory: 3Hrs, Practical 3Hrs.)**

### **Course Description**

This course provides the comprehensive knowledge related to the Mobile programming, which encompasses integrated development environment, infrastructure, design, and develop and testing of mobile application, which communicate with database to solve real word problem.

**Objectives:** The general objectives of this course is to develop mobile application that solve real word problem with use of current mobile technology.

### **Unit -1**

#### **Introduction to Mobile and Mobile Programming [2 HRS]**

Mobile Device (Features, Categories, History, Brands, Models and Platforms), Introduction to Mobile Programming.

### **Unit -2**

#### **Introduction to Android Programming [4 HRS]**

Android Platform, History of Android, Environment Setup, Creating an android project, Laying out the user interface (The view hierarchy, widget attributes, creating string resources, previewing the layout), Creating a new class, Setting up the project, Running on the Emulator.

### **Unit -3**

#### **Designing the User Interface [5 HRS]**

Android layout types (Linear, Relative, Table, Absolute, Constraint), Layout attributes, Android widgets (Textview, Edittext, Checkbox, Radiobutton, Spinner etc.) and its attributes, Event Handling, working with string, string array and colors, working with resources and drawable, adding icon to the project.

### **Unit -4**

#### **Android Activity [4 HRS]**

The Activity life cycle, Creating multiple activities, Declaring activities in the manifest, Connecting activities with intents, Passing data between activities, Getting a result back from a child activity, Getting and setting data to/from the layout file.

### **Unit -5**

#### **UI Fragments, Menus and Dialogs [6 HRS]**

The need for UI flexibility, Introduction to fragments, Lifecycle of fragment, Creating a UI fragment, Creating a fragment class, Wiring widgets in fragment, Introduction to fragment manager, Difference between Activity and Fragments. Menus (Introduction, Types, Implementing menu in an application) Dialogs (Introduction, Creating a dialog fragment, Setting a dialog's content)





## Unit -6

### **Listview, Gridview and Recyclerview [6 HRS]**

Listview (Introduction, Features, Implementing listview in an application)

Gridview (Introduction, Features, Implementing gridview in an application)

Recyclerview (Introduction, Features, Implementing recyclerview in an application)

## Unit -7

### **Advance Android Concepts [10 HRS]**

Local database with SQLite (Establishing connection, creating database and tables, data manipulation), Introduction to API, API Types, Introduction to JSON, Retrieving contents from remote server, Sending contents to remote server, Implementing Google Maps in android application, Procedure for publishing application on Google Play Store.

## Unit -8

### **Introduction to ios Programming [8 HRS]**

Introduction to ios and ios programming, ios platform, Environment setup, Creating an Xcode project, Building the interface, Making connections, Running on the simulator.

Introduction to Swift language, Views and the view hierarchy, Storyboard and view controllers, working with widgets and its attributes, Creating a simple ios application.

### **Laboratory Works**

Laboratory works should be done covering all the topics listed above and a small project work should be carried out using the concept learnt in this course. Project should be assigned on individual basis.

### **Teaching Methods**

The general teaching pedagogy includes class lectures, group discussions, case studies, guest lectures, research work, project work, assignments (theoretical and practical), and examinations (written and verbal), depending upon the nature of the topics. The teaching faculty will determine the choice of teaching pedagogy as per the need of the topics.

### **References**

1. Bill Phillips, Chris Stewart, Brian Hardy, and Kristin Marsicano, *Android Programming: The Big Nerd Ranch Guide*, Big Nerd Ranch LLC, 2nd edition, 2015.
2. Christian Keur and Aaron Hillegass, *iOS Programming: The Big Nerd Ranch Guide*, 5th edition, 2015.
3. Brian Fling, *Mobile Design and Development*, O'Reilly Media, Inc., 2009.
4. Maximiliano Firtman, *Programming the Mobile Web*, O'Reilly Media, Inc., 2nd ed., 2013.





**Course Title: Distributed Systems (3 Cr.)**

**Course Code: CACS352**

**Year/Semester: III/VI**

**Class Load: 4 Hrs. / Week (Theory: 3Hrs. Tutorial: 1 Hr.)**

**Course Description**

The course introduces basic knowledge to give an understanding how modern distributed systems operate. The focus of the course is on distributed algorithms and on practical aspects that should be considered when designing and implementing real systems. Some topics covered during the course are causality and logical clocks, synchronization and coordination algorithms, transactions and replication, and end-to-end system design. In addition, the course explores recent trends exemplified by current highly available and reliable distributed systems.

**Course objectives**

The objective of the course is to make familiar with different aspect of the distributed system, middleware, system level support and different issues in designing distributed algorithms and finally systems.

**Course Contents**

<b>Unit 1. Introduction</b>	<b>4 Hrs.</b>
1.1 Characteristics	
1.2 Design Goals	
1.3 Types of Distributed Systems	
1.4 Case Study: The World Wide Web	
<b>Unit 2. Architecture</b>	<b>4 Hrs.</b>
2.1 Architectural Styles	
2.2 Middleware organization	
2.3 System Architecture	
2.4 Example Architectures	
<b>Unit 3. Processes</b>	<b>6 Hrs.</b>
3.1 Threads	
3.2 Virtualization	
3.3 Clients	
3.4 Servers	
3.5 Code Migration	
<b>Unit 4. Communication</b>	<b>5 Hrs.</b>
4.1 Foundations	
4.2 Remote Procedure Call	
4.3 Message-Oriented Communication	
4.4 Multicast Communication	
4.5 Case Study: Java RMI and Message Passing Interface (MPI)	
<b>Unit 5. Naming</b>	<b>5 Hrs.</b>
5.1 Name Identifiers and Addresses	
5.2 Structured Naming	





- 5.3 Attribute-based naming
- 5.4 Case Study: The Global Name Service

**Unit 5. Coordination**

7 Hrs.

- 6.1 Clock Synchronization
- 6.2 Logical Clocks
- 6.3 Mutual Exclusion
- 6.4 Election Algorithm
- 6.5 Location System
- 6.6 Distributed Event Matching
- 6.7 Gossip-based coordination

**Unit 7. Consistency and Replication**

5 Hrs.

- 7.1 Introduction
- 7.2 Data-centric consistency models
- 7.3 Client-centric consistency models
- 7.4 Replica management
- 7.5 Consistency protocols
- 7.6 Caching and Replication in Web

**Unit 8. Fault Tolerance**

5 Hrs.

- 8.1 Introduction to fault tolerance
- 8.2 Process resilience
- 8.3 Reliable client-server communication
- 8.4 Reliable group communication
- 8.5 Distributed commit
- 8.6 Recovery

**Unit 9. Security**

4 Hrs.

- 9.1 Introduction to security
- 9.2 Secure channels
- 9.3 Access control
- 9.4 Secure naming
- 9.5 Security Management

**Teaching Methods**

The teaching faculties are expected to create environment where students can update and upgrade themselves with the current scenario of computing and information technology with the help of topics listed in the syllabus. The general teaching pedagogy that can be followed by teaching faculties for this course includes class lectures, laboratory activity, group discussions, case studies, guest lectures, research work, project work, assignments (Theoretical and Practical), and written and verbal examinations.

**Evaluation System**

Examination Scheme		
Internal Assessment	External Assessment	Total
40%	60% (3 Hrs.)	100%





## References:

1. A.S. Tanenbaum, M. VanSteen, "Distributed Systems", Pearson Education.
2. George Coulouris, Jean Dollimore, Tim Kindberg, "Distributed Systems Concepts and Design", Third Edition, Pearson Education.
3. Mukesh Singhal, "Advanced Concepts in Operating Systems", McGraw-Hill Series in Computer Science.
4. Ajay D. Kshemkalyani, Mukesh Singhal, "Distributed Computing: Principles, Algorithms, and Systems", Cambridge University Press
5. Christian Cachin, Rachid Guerraoui, Luís, "Introduction to Reliable and Secure Distributed Programming", Springer





**Course Title: Applied Economics (3 Cr.)**

**Course Code: CAEC353**

**Year/ Semester: III/VI**

**Class Load: 3 Hrs./Week (Theory: 3 Hrs.; Tutorial: 1Hr.)**

### **Course Description**

This course of Applied Economics consists of the introduction to economic theories and application. It consists of theory of demand and supply, theory of consumer's behavior, theory of production, cost and revenue curves, theory of product pricing and factor pricing as well as contemporary macroeconomics like national income accounting, money banking and international trade with reference to Nepal.

### **Course Objective**

This course of Applied Economics aims to enhance understanding of the economic theories and application to develop skills of students in personal and professional decision making related to business, IT and management.

#### **Unit 1: Introduction**

**6 Hrs.**

- a. Concept and types of microeconomics and macroeconomics
- b. Distinction between microeconomics and macroeconomics
- c. Goals and instruments of macroeconomics

#### **Unit 2: Elasticity of Demand and Supply**

**6 Hrs.**

- a. Concept and types of price, income and cross elasticity of demand
- b. Measurement of price, income and cross elasticity of demand: Total outlay method and Point method
- c. Uses of price, income and cross elasticity
- d. Concept of elasticity of supply and its measurement (Numerical exercise using excel)

#### **Unit 3: Theory of Consumer Behavior**

**6 Hrs.**

- a. Concept of cardinal and ordinal utility analysis
- b. Cardinal utility analysis: assumptions, consumer's equilibrium, criticisms and derivation of demand curve
- c. Ordinal utility Analysis: Concept, properties of Indifference curve, marginal rate of substitution, Price Line and consumer's equilibrium, Price effect: Derivation of PCC, Income effect: Derivation of ICC, Substitution effect, Decomposition of price effect into income and substitution effect, Derivation of demand curve (Hicksian approach) (Numerical exercise)

#### **Unit 4: Cost and Revenue Curves**

**6 Hrs.**

- a. Concept of cost: actual cost and opportunity cost, implicit cost and explicit cost, accounting and economic cost.
- b. Derivation of short run and long run cost curves (total, average, marginal) and shape of short run and long run average cost curves.
- c. Relationship between short run and long run AC and MC curves





- d. Concept of revenue: total revenue, average revenue, and marginal revenue, revenue curves under perfect and imperfect competition, relation between average and marginal revenue  
(Numerical exercise using excel)

**Unit 5: Market Structure**

9 Hrs.

- Perfect competition**- meaning and characteristics of perfect competition, short run and long run equilibrium of the firm and industry (TR-TC approach and MC-MR approach), derivation of short run and long run supply curve of a firm and industry.
- Monopoly**: Meaning and characteristic of monopoly; pricing under monopoly: equilibrium of firm in short run and long run (TR-TC approach and MC-MR approach); Price discrimination and degree of price discrimination.
- Monopolistic Competition**: Meaning and characteristics of monopolistic competition; Pricing under monopolistic competition: equilibrium of firm in short run and long run; equilibrium of firm under product variation and selling expenses
- Oligopoly**: Meaning and characteristic of oligopoly; Pricing under cartel (aiming at joint profit maximization)

(Numerical exercise using excel)

**Unit 6: National Income Accounting**

6 Hrs.

- Circular flow of income and expenditure in two sector, three sector and four sector economy
- Meaning and different concept of national income: GDP, NDP, GNP, NNP, national income at factor cost (NI), personal income (PI), disposable personal income (DI), per capita income (PCI)
- Real and nominal GDP, GDP deflator
- Computation of National income: Product, Income and Expenditure method

(Numerical exercise using excel)

**Unit 7: Money, Banking and International Trade**

6 Hrs.

- Concept and functions of money- value of money-money supply –components of money supply ( $M_1$ ,  $M_2$ , etc.)
- Inflation : Types, causes and effects of inflation
- Banking: role and functions of commercial banks , role and functions of central bank with reference to Nepal Rastra Bank
- International Trade: Distinction between internal and international trade, balance of trade and balance of payment.





### Reference Books

- Ackley, Gardener. (1978). Macroeconomics: Theory and Policy. New York: Mac Milan Publishing Co.
- Caves, Frankel, Jones, World Trades and Payments: (9th Ed.) Pearson Education
- Dominick Salvatore, International Economics: (8th Ed.) . Wiley India.
- Dwivedi, D.N. (2001). Macroeconomic Theory and Policy. Tata McGraw-Hill Publishing Company Limited, New Delhi
- G, Mankiw. (2007). Economics: Principles and Applications. South Western of Cengage Learning.
- Gupta, S.B. Monetary Economics, S.Chand & Co;New Delhi.
- Koutsoyianis, A. (1991). Modern Microeconomics. Hongkong: ELBS
- Lipsey and Chrystal. Economics. Oxford University Press. (eleventh edition or latest one).
- Mankiw, N. Gregory. (2009). Principles of Microeconomics. Cengage Learning India Private Limited, New Delhi (4<sup>th</sup> edition)
- P. Samuelson and W. Nordhaus. Economics, Mc GrawHill International Editions. (14th edition or latest one)
- Paul R. Krugman, Maurice Obstfeld, International Economics: (8th Ed.) Pearson Education
- Pindyck, Robert S. and Daniel, Rubinfeld. (2001). Microeconomics. New Delhi: Prentice Hall of India
- Salvatore, Dominic. (2009). Principles of Microeconomics. Publish in India Oxford University Press, New Delhi
- Shapiro, Edward. (2004). Macroeconomic Analysis. New Delhi: Galgotia Publication (P) Ltd.

### Practical Works

Excel or other relevant statistical software should be used to compute numerical exercise.

### Teaching Methods:

The general teaching pedagogy includes class lectures, presentations, group works, case studies, guest lectures research works, project works, assignments ( Theoretical and practical). The teaching faculty will determine the choice of teaching pedagogy and statistical tools as per the requirements of topics.





## Evaluation

Examination Scheme				Total
Internal Assessment (40)		External Assessment (60)		100
Theory	Practical	Theory	Practical	
30	10	40	20	





**Course Title: Advanced Java Programming (3 Cr.)**

**Course Code: CACS354**

**Year/Semester: III/VI**

**Class Load: 6 Hrs. / Week (Theory: 3 Hrs., Practical: 3 Hrs.)**

**Course Description:**

This course covers advanced features of Java programming language including, GUI programming, database programming, JavaBeans, JSP, Servlet, and Remote Method Invocation (RMI).

**Course Objectives:**

The primary objective of this course is to provide concepts of advanced features of Java programming and make students familiar with their uses and applications.

**Course Contents:**

**Unit 1: GUI Programming (12 Hrs.)**

Introducing Swing; Creating a Frame; Displaying Information in a Component; Working with 2D Shapes; Using Color; Using Special Fonts for Text; Displaying Images; Event Handling: Event Handling Basics, Event Classes, Event Listeners and Adapter Classes; Swing and the MVC Design Pattern; Layout Management; Basic Swing Components

**Unit 2: Database Programming (7 Hrs.)**

The Design of JDBC: JDBC Driver Types and Typical Uses of JDBC; the Structured Query Language; JDBC Configuration; Working with JDBC Statements; Query Execution; Scrollable and Updatable Result Sets; Row Sets

**Unit 3: JavaBeans (7 Hrs.)**

What Is a Java Bean? Advantages of Java Beans; Introspection; Properties, Events, and Methods Design Patterns; Using BeanInfo Interface; Bound and Constrained Properties; Persistence; Customizers; the Java Beans API; Writing JavaBeans

**Unit 4: Servlets and JSP (14 Hrs.)**

Background; The Life Cycle of a Servlet; A Simple Servlet; The Servlet API; The javax.servlet Package; Reading Servlet Parameters; The javax.servlet.http Package; Handling HTTP Requests and Responses; Using Cookies; Session Tracking; Introduction to JSP; Using JSP; Comparing JSP with Servlet; Java Web Frameworks

**Unit 5: RMI (5 Hrs.)**

What is RMI? The Roles of Client and Server; Remote Method Calls; Stubs and Parameter Marshalling; the RMI Programming Model; Interfaces and Implementations; the RMI Registry; Parameters and Return Values in Remote Methods; Remote Object Activation; Simple Client/Server Application using RMI; Comparing RMI with CORBA

**Laboratory Work:** The laboratory work includes writing Java programs

- To create GUI applications using swing, event handling, and layout management
- To create applications to work with databases
- To create JavaBeans





- To create server side web programs using Servlet and JSP
- To create distributed applications using RMI

**Text Books:**

1. Core java Volume I – Fundamentals, Tenth Edition, Cary S. Horstmann, Prentice Hall
2. Core java Volume II – Advanced Features, Tenth Edition, Cary S. Horstmann, Prentice Hall
3. Java: The Complete Reference, 10<sup>th</sup>, Herbert Schildt, McGraw-Hill

**Reference Books:**

1. Advanced Java Programming, Uttam K. Roy, Oxford University Press
2. Java: Advanced Features and Programming Techniques, Nathan Clark

**Teaching Methods:**

The teaching faculties are expected to create environment where students can update and upgrade themselves with the current scenario of computing and information technology with the help of topics listed in the syllabus. The general teaching pedagogy that can be followed by teaching faculties for this course includes class lectures, laboratory activity, group discussions, case studies, guest lectures, research work, project work, assignments (Theoretical and Practical), and written and verbal examinations.

**Evaluation:**

Internal Assessment Format [FM = 20] – Subject Teacher				
Term Examination		Assignment	Attendance	Total
Mid-Term	Pre-Final			
5	5	5	5	20


Practical Assessment Format [FM = 20] – External Examiner will be assigned by Dean Office, FOHSS.

Practical	Viva	Lab Reports	Total
10	5	5	20

Note: Assignment may be subject specific case study, seminar paper preparation, report writing, project work, research work, presentation, problem solving etc.

**Final Examination Questions Format [FM = 60, Time = 3 Hrs.]**

SN	Question Type	Number of Questions	Marks per Question	Total Marks
1	Group – 'A' Objective Type Questions (Multiple Choice Questions) Attempt all the questions.	10	1	10 x 1 = 10
2	Group – 'B' Short Questions (Attempt any SIX questions.)	7	5	6 x 5 = 30
3	Group – 'C' Long Questions (Attempt any TWO questions.)	3	10	2 x 10 = 20





**Course Title: Network Programming (3 Cr.)**

**Course Code: CACS355**

**Year/Semester: III/VI**

**Class Load: 5 Hrs. / Week (Theory: 3Hrs. Practical: 2 Hrs.)**

**Course Description**

This course is designed to extend students' knowledge and practice in analysis and design of computer networks by focusing on computer network programming. It includes introduction, Internet Address, URLs and URIs, HTTP, URLConnections, Socket Programming, IP Multicast and RMI. The JAVA programming language will be used throughout the course. It does not entirely focus on theoretical concept but also strongly focuses on practical skill based knowledge.

**Course objectives**

The general objectives of this course are to provide theoretical as well as practical knowledge of network programming to make students capable of developing, implementing, managing and troubleshooting the issues of network programming in their personal as well professional life.

**Course Contents**

**Unit 1: Introduction**

- 1.1 Network Programming Features and Scope
- 1.2 Network Programming Language, Tools & Platforms
- 1.3 Client and Server Applications
- 1.4 Client server model and software design

**3 Hrs.**

**Unit 2: Internet Addresses**

- 2.1 The InetAddress Class: Creating New InetAddress Objects, Getter
- 2.2 Methods, Address Types, Testing Reachability and Object Methods
- 2.3 Inet4Address and Inet6Address
- 2.4 The Network Interface Class: Factory Method & Getter Method
- 2.5 Some Useful Programs: SpamCheck, Processing Web Server Logfiles

**4 Hrs.**

**Unit 3: URLs and URIs**

- 3.1 URIs: URLs and Relative URLs
- 3.2 The URL Class: Creating New URLs, Retrieving Data From a URL, Splitting a URL into Pieces, Equality & Comparison and Conversion
- 3.3 The URI Class: Constructing a URI, The Parts of the URI, Resolving Relative URIs, Equality & Comparison and String Representation
- 3.4 x-www-form-urlencoded: URL Encoder and URL Decoder
- 3.5 Proxies: System Properties, The ProxyClass and The ProxySelector Class
- 3.6 Communicating with Server-Side Programs Through GET
- 3.7 Accessing Password-Protected Sites: The Authenticator Class, The PasswordAuthentication Class and The JPasswordField Class

**5 Hrs.**

**Unit 4: HTTP**

- 4.1 The protocol: Keep-Alive
- 4.2 HTTP Methods
- 4.3 The Request Body

**2 Hrs.**





4.4 Cookies: CookieManager and CookiesStore

**Unit 5: URLConnections**

5 Hrs.

5.1 Opening URLConnections

5.2 Reading Data from Server

5.3 Reading Header: Retrieving specific Header Fields and Retrieving Arbitrary Header Fields

5.4 Cache: Web Cache for Java

5.5 Configuring the Connection: protected URL url, protected boolean connected, protected boolean allowUserInteraction, protected boolean doInput, protected boolean doOutput, protected boolean ifModificationSince, protected boolean useCaches and Timeouts

5.6 Configuring the Client Request HTTP Header

5.7 Security Considerations for URLConnections

5.8 Guessing MIME Media Types

5.9 HttpURLConnection: The Request Methods, Disconnecting from the Server, Handling Server Responses, Proxies and Streaming Mode

**Unit 6: Socket for Clients**

5 Hrs.

6.1 Introduction to Socket

6.2 Using Sockets: Investigating Protocols with telnet, Reading from Servers with Sockets, Writing to Servers with Sockets

6.3 Constructing and connecting Sockets: Basic Constructors, Picking a Local Interface to Connect From, Constructing Without Connecting, Socket Addresses and Proxy Servers

6.4 Getting Information about a Socket: Closed or Connected?, toString()

6.5 Setting Socket Options: TCP\_NODELAY, SO\_LINGER, SO\_TIMEOUT, SO\_RCVBUF and SO\_SNDBUF, SO\_KEEPALIVE, SO\_OOBINLINE, SO\_REUSEADDR and IP\_TOS Class of Services

6.6 Socket in GUI Applications: Whois and A Network Client Library

**Unit 7: Socket for Servers**

5 Hrs.

7.1 Using ServerSockets: Serving Binary Data, Multithreaded Servers, Writing to Servers with Sockets and Closing Server Sockets

7.2 Logging: What to Log and How to Log

7.3 Constructing Server Sockets: Constructing Without Binding

7.4 Getting Information about Server Socket

7.5 Socket Options: SO\_TIMEOUT, SO\_REUSEADDR, SO\_RCVBUF and Class of Service

7.6 HTTP Servers: A Single File Server, A Redirector and A Full-Fledged HTTP Server

**Unit 8: Secure Socket**

4 Hrs.

8.1 Secure Communication

8.2 Creating Secure Client Sockets

8.3 Event Handlers

8.4 Session Management

8.5 Client Mode

8.6 Creating Secure Server Socket





8.7 Configure SSLServerSockets: Choosing the Cipher Suits, Session Management and Client Mode

**Unit 9: Nonblocking I/O**

**3 Hrs.**

9.1 An Example Client and Server

9.2 Buffers: Creating Buffers, Filling and Draining, Bulk Methods, Data Conversion, View Buffers, Compacting Buffers, Duplicating Buffers, Slicing Buffers, Marking and Resetting, Object Methods

9.3 Channels: SocketChannel, ServerSocketChannel, The Channels Class, Asynchronous Channels, Socket Options

9.4 Readiness Selection: The Selector Class, The SelectionKey Class

**Unit 10: UDP**

**5 Hrs.**

10.1 UDP Protocol

10.2 UDP Clients

10.3 UDP Servers

10.4 The DatagramPacket Class: The Constructor, The get Methods, The setter Methods

10.5 The DatagramSocket Class: The Constructor, Sending and Receiving Datagrams, Managing Connections

10.6 Socket Options: SO\_TIMEOUT, SO\_RCVBUF, SO\_SNDBUF, SO\_RSUMEADDR, SO\_BROADCAST and IP\_TOS

10.7 UDP Applications: Simple UDP Clients, UDPServer and A UDP Echo Client

10.8 DatagramChannel: Using DatagramChannel

**Unit 11: IP Multicast**

**2 Hrs.**

11.1 Multicasting: Multicast Address and Groups, Clients and Servers, Routers and Routing

11.2 Working with Multicast Sockets: The Constructor, Communicating with a Group

**Unit 12: Remote Method Invocation (RMI)**

**2 Hrs.**

12.1 Defining and Implementing RMI Service Interface

12.2 Creating an RMI Server and Client

12.3 Running the RMI System

**Laboratory Work**

Laboratory work should be done covering all the topics listed above and a small project work should be carried out using the concept learnt in this course using Java programming Language.

**Teaching Methods**

The teaching faculties are expected to create environment where students can update and upgrade themselves with the current scenario of computing and information technology with the help of topics listed in the syllabus. The general teaching pedagogy that can be followed by teaching faculties for this course includes class lectures, laboratory activity, group discussions, case studies,





guest lectures, research work, project work, assignments (Theoretical and Practical), and written and verbal examinations.

### Evaluation

Examination Scheme				
Internal Assessment		External Assessment		Total
Theory	Practical	Theory	Practical	
20	20 (3 Hrs.)	60 (3 Hrs.)	-	

### Reference Books:

1. Elliotte Rusty Harold, "Java Network Programming", O'Reilly, 2014.
2. Douglas E. Comer, David L. Stevens, "Internetworking with TCP\_IP, Vol. III\_ Client-Server Programming and Applications, Linux\_Posix Sockets Version" Addison-Wesley, 2000.
3. David Reilly, Michael Reilly, "Java Network Programming and Distributed Computing", Addison-Wesley Professional, 2002
4. Kenneth L. Calvert, Michael J. Donahoo, "TCP-IP Sockets in Java. Practical Guide for Programmers", Morgan Kaufmann, 2008.
5. Andrew S. Tanenbaum, David J. Wetherall, "Computer Networks, 5/e", Prentice Hall, 2011.
6. Kurose, Ross, "Computer Networking: A Top-Down Approach", Pearson Education Limited, 2017.





**Course Title: Project II (2 Cr.)**  
**Course Code: CAPJ356**  
**Year/Semester: III/VI**  
**Class Load: 4 Hrs. / Week (Practical: 4 Hrs.)**

**Course Description**

To develop small scale project based on the application development platforms and tools (JAVA, visual c++, PHP , Python or plate form of any current trend. This course provides practical skill based knowledge.

**Course objectives**

The objectives of this course are to provide project management skills (developing, implementing, managing collaboration) and to learn working as a team. The student will also learn about formulating project documentation.

**Course Contents**

<b>Unit 1: Project Ideas and proposal guidance</b>	<b>4</b>
1.1 Project concept and Scope	
1.2 Proposal writing techniques	
<b>Unit 2: Application Development</b>	<b>8</b>
2.1 Object oriented programming	
2.2 Frameworks and APIs	
2.3 Programming design patterns	
2.4 Data collection for project	
2.5 Application of GPUS	
<b>Unit 3: Project management, team work and collaboration</b>	<b>8</b>
3.1 Project management techniques	
3.1.1 Develop project management plan	
3.1.2 Project implementation, monitor and control	
3.2 Collaborative development environment	
3.2.1 Communications planning process	
3.2.2 Organizing and conducting effective meeting,	
<b>Unit 4: Project Guidance</b>	<b>5</b>
<b>Unit 5: Project work</b>	<b>30</b>





## Unit 6: Project documentation guidance

5

- 4.1 documentation format
- 4.2 Table writing format
- 4.3 Figure writing format
- 4.4 Writing equation
- 4.5 References and citation techniques
- 4.6 Abstract writing

### Reference Books:

1. The Project Manager's Guide to Software Engineering's Best Practices, M. C. Christensen and R.H. Thayer, IEEE computer Society
2. Angelika H. Hofmann, " Scientific Writing and Communication: Papers, Proposals, and Presentations Oxford University Press; 3 edition (November 17, 2016)









# Bachelor of Computer Application (BCA)

7<sup>th</sup> 8<sup>th</sup> Semester



**Course Name: Cyber Law & Professional Ethics (3 Cr.)**  
**Course Code: CACS401**  
**Year/Semester: IV/VII**  
**Class Load: 4 Hrs. / Week (Theory: 3Hrs. Tutorial: 1 Hrs.)**

**Course Description:**

This course presents different concepts of cyber law, cybersecurity, and ethics for IT professionals and IT Organizations. This course also presents different concepts related to intellectual properties and their protections, privacy, and social networking issues.

**Course Objectives:**

The primary objective of this course is to provide knowledge of cyber law, cybersecurity, privacy protection, intellectual property protection, and ethics for IT professionals and IT organizations.

**Course Contents:**

**Unit 1: An Overview of Ethics, Ethics for IT Workers and IT Users (10 Hrs.)**

Ethics, Ethics in the Business World; Corporate Social Responsibility; Fostering Corporate Social Responsibility and Good Business Ethics; Improving Business Ethics; Ethical Considerations in Decision Making; Ethics in Information Technology; Managing IT Worker Relationship; Encouraging Professionalism of IT Workers – Professional Codes of Ethics, Professional Organizations, Certifications and Licensing ; Encouraging Ethical Use of IT Resources among Users

**Unit 2: Cyberattacks, Cybersecurity, and Cyber Law (12 Hrs.)**

Threat Landscape – Computer Incidents, Types of Exploits; CIA Security Triad – Confidentiality, Integrity, Availability, Implementing CIA at Organizational, Network, Application, and End-User Level; Response to Cyberattack - Incident Notification Protection of Evidence and Activity Logs Incident Containment Eradication Incident Follow-Up Using an MSSP, and Computer Forensics; Cyber Law; Provision of Cyber Law and Electronic Transaction Act of Nepal

**Unit 3: Privacy and Freedom of Expression (10 Hrs.)**

Privacy Protection and the Law - Information Privacy, Privacy Laws, Applications, and Court Rulings; Key Privacy and Anonymity Issues - Consumer Profiling, Electronic Discovery, Workplace Monitoring, Surveillance; First Amendment Rights; Freedom Expressions: Key Issues; Social Networking Ethical Issues

**Unit 4: Intellectual Property (8 Hrs.)**


Intellectual Property, Copyright; Patent; Trade Secrets; Intellectual Property Issues: Plagiarism, Reverse Engineering, Open Source Code, Competitive Intelligence, Trademark Infringement, and Cybersquatting

**Unit 5: Ethical Decision in Software Development and Ethics of IT Organizations (8 Hrs.)**

Software Quality and its Importance; Strategies for Developing Quality Software; Use of Contingent Workers; H-1B Workers; Outsourcing; Whistle-Blowing; Green Computing

**Teaching Methods**

The teaching faculties are expected to create environment where students can update and upgrade themselves with the current scenario of computing and information technology with



Handwritten Nepali text at the bottom right corner of the page.



the help of topics listed in the syllabus. The general teaching pedagogy that can be followed by teaching faculties for this course includes class lectures, laboratory activity, group discussions, case studies, guest lectures, research work, project work, assignments (Theoretical and Practical), and written and verbal examinations.

#### Evaluation

Examination Scheme				
Internal Assessment		External Assessment		Total
Theory	Practical	Theory	Practical	
40		60	-	

#### Recommended Books:

1. Ethics in Information Technology, Sixth Edition, George W. Reynolds.
2. Ethics and Technology: Controversies, Questions, and Strategies for Ethical Computing, Fifth Edition, Herman T. Tavani, John Wiley and Sons, 2016.
3. Ethics for Information Age, Eighth Edition, Michael J. Quinn, Pearson.

*Handwritten signature*





**Course Title: Cloud Computing (3 Cr.)**

**Course Code: CACS402**

**Year/Semester: IV/VII**

**Class Load: 6 Hrs. / Week (Theory: 3Hrs. Practical: 3 Hrs.)**

**Course Description**

This course offers detailed concept, applications, principles and implementation of cloud computing. It includes introduction, Cloud Computing Architecture, Cloud Virtualization, Cloud Programming Models, Cloud security and applications. It does not entirely focus on theoretical concept but also strongly focuses on practical skill based learning.

**Course objectives**

The general objectives of this course are to provide theoretical as well as practical knowledge of cloud computing to make students capable of designing, implementing and managing the issues of cloud computing in their personal as well professional life.

**Course Contents**

**Unit 1: Introduction to Cloud Computing [6 Hrs.]**

- 1.1 Overview of Cloud Computing
- 1.2 Evolution of Cloud Computing
- 1.3 Characteristics of Cloud Computing
- 1.4 Types of cloud and its Cloud services
- 1.5 Benefits and challenges of cloud computing
- 1.6 Applications cloud computing
- 1.7 Cloud Storage
- 1.8 Cloud services requirements,
- 1.9 cloud and dynamic infrastructure
- 1.10 Cloud adoption

**Unit 2: Cloud Computing Architecture [6 Hrs]**

- 2.1 Cloud reference model
  - 2.1.1 Platform as service
  - 2.1.2 Software as a service
  - 2.1.3 Infrastructure as service
- 2.2 Cloud deployment models
  - 2.2.1 Public clouds
  - 2.2.2 Private clouds
  - 2.2.3 Community cloud
  - 2.2.4 Hybrid clouds
- 2.3 Cloud design and implementation using SOA,
- 2.4 security, trust and privacy

**Unit 3: Cloud Virtualization technology [10 Hrs]**

- 3.1 Overview of Virtualization techniques
- 3.2 Types of Virtualization
- 3.3 Implementation Levels of Virtualization Structures
- 3.4 virtualization benefits

*V. Vaidya*





- 3.5 server virtualization
- 3.6 hypervisor management software
- 3.7 virtual infrastructure requirements

#### **Unit 4: MapReduce(8 Hrs)**

- 4.1 Introduction to parallel computing
- 4.2 Map-reduce model
- 4.3 Applications of map reduce
- 4.4 Parallel efficiency of Map-Reduce
- 4.5. MapReduce infrastructure

#### **Unit 5: Cloud security [6 Hrs]**

- 5.1 Introduction to Security,
- 5.2 Cloud Security challenges and Risks,
- 5.3 Software-as-a-Service Security
- 5.4 Security Monitoring
- 5.5 Security Architecture Design
- 5.6 Data Security
- 5.7 Application Security
- 5.8 Virtual Machine Security
- 5.9 Identity Management and Access Control

#### **Unit 6: Cloud platforms and applications [12 Hrs]**

- 6.1 Web services
- 6.2 AppEngine
- 6.3 Azures Platform
- 6.4 Aneka
- 6.4 Open challenges
- 6.5 Scientific applications
- 6.6 Business and Consumer applications


#### **Practical Works**

1. The practical work consists of all features of cloud computing and field visit.
2. Visit the cloud service provider (cloud industries) nearby you and prepare a report based on organizational structure and technology implemented consulting with your subject teacher.

#### **Teaching Methods**

The teaching faculties are expected to create environment where students can update and upgrade themselves with the current scenario of computing and information technology with the help of topics listed in the syllabus. The general teaching pedagogy that can be followed by teaching faculties for this course includes class lectures, laboratory activity, group discussions, case studies, guest lectures, research work, project work, assignments (Theoretical and Practical), and written and verbal examinations.

*PSC*





## Evaluation

Examination Scheme				
Internal Assessment		External Assessment		Total
Theory	Practical	Theory	Practical	
20	20 (3 Hrs.)	60 (3 Hrs.)	-	

## Text Books

1. Dr. Kumar Saurabh, Cloud Computing
2. Raj Kumar Buyya, Christian Vecchiola, S. ThamaraiSelvi, Mastering Cloud Computing

## Reference Books

1. David S. Linthicum, Cloud Computing and SOA Convergence in your enterprise
2. Barrie Sosinsky, Cloud Computing Bible
3. Saurabh, K. (2011). Cloud Computing – Insights into New -Era Infrastructure, Wiley India.

भिला





**Course Title: Internship (3 Cr.)**

**Course Code: CAIN403**

**Year/Semester: IV/VII**

**Class Load:**

**Course Description:** The internship course is practical industry experiencing course. This course is expected to provide opportunity for career exploration and development in industry. It includes applying theoretical and practical knowledge for solving real world problems while working in industry.

**Course Objectives:** The objective of this course is to expose and penetrate final year students into market space industry so as to acquire experience. It gives students the opportunity to enter the real world industry so that students will be pragmatic and able to start their professional career.

**Course Details:**

**Nature of Internship:**

The internship work should be related to computer applications and information technologies. The nature of work during internship should impart practical knowledge in computer system and its applications development, administration and management. The internship period should be minimum of 8 (Eight) weeks. Students should start their internship within 3 to 4 weeks of start of seventh semester. The internship can be practiced at government, non-government organizations having appropriate computer system applications and information technology usages. Generally, the internship is an individual activity however can be practiced together in groups in the host organization. However, each student must prepare and submit individual internship report on the basis of his/her work done during the internship period. Students working in group at the same organization should be able to distinguish their nature of work. Each student should be facilitated with a mentor and supervisor. Mentor from the intern providing company is assigned to guide each student during internship in the company. Supervisor from college/campus is assigned to supervise each student during internship.

**Phases of Internship:**

The following are the phases of internship evaluation:

1. **Proposal Submission:** Students must submit and present project proposal after 2<sup>nd</sup> week of start of the internship.
2. **Mid-Term:** Students must submit progress report and defend midterm progress of their internship work in the 12<sup>th</sup> week of the seventh semester.
3. **Final Submission:** Students must submit and orally defend the internship work during last week of the seventh semester but before final board examination. Students must have to submit the internship final report to their respective department before at least ten days of final defence date. The report should be submitted in standard format as prescribed. The hard/soft copy of report should be made available to the external expert before a week of presentation date. A viva voce will be conducted by evaluation committee.

**Provision of Supervision:**





There should be a regular faculty of campus/college assigned as a supervisor. The role of supervisor is to guide the students throughout the internship and provide constructive suggestions. A supervisor can supervise at most five internship students in a class section.

### **Provision of Mentorship:**

There should be a regular employee in the intern providing organization assigned as a mentor. The role of mentor is to guide the students throughout the internship period at the organization.

### **Evaluation Scheme:**

1. **Proposal Defense** of 5% of total marks based on internship proposal and its presentation.
2. **Midterm** of 75% of total marks based on the progress of the work of internship.
3. **Final Defense** of 20% of total marks based on presentation of internship work and viva-voice.

The 5 marks of the proposal defense will be evaluated by the research committee formed by HOD/Coordinator/Supervisor as a part of proposal defense. The 75 marks of the midterm will be evaluated by the HOD/Coordinator, Supervisor and Mentor as a part of midterm defense. Out of the 75 marks, the HOD/Coordinator will evaluate for 5 marks, the supervisor will evaluate for 35 marks and the mentor examiner will evaluate for 35 marks. The marks from the mentor should be provided to the corresponding campus/college in confidential manner. The remaining 20 marks of final defense will be evaluated by the external examiner from the university.

Out of 100 marks, the 80 marks (Proposal + Midterm Evaluation) will be considered as internal assessment while the 20 marks (Final Defense) will be considered as external assessment. Each student in the internship should get passed in each of the internal and external assessments individually. Any student failing to pass each of the assessments will be considered as fail.

The evaluation committee and evaluation criteria should be as follow;

#### **a. Evaluation committee**

- Internship Supervisor
- Mentor from Intern Company
- HOD/Coordinator
- External Examiner

#### **b. Focus of the evaluation**

- Presentation skills
- Level of work done during internship
- Understanding of internship activities
- Internship report
- Viva/Question answer

**Report Contents:**

*अल*





### **1. Prescribed content flow for the internship proposal**

1. Introduction
2. Problem Statement
3. Objectives
4. Description of Internship Work/Project (Expected)
5. Internship Plan (Expected)
6. Expected Outcome of Internship Activities
7. References

### **2. Prescribed content flow for the internship report**

1. Cover & Title Page
2. Certificate Page
  - i. Mentors' Recommendation from Company
  - ii. Supervisors' Recommendation
  - iii. Examiners' Approval Letter
3. Acknowledgement
4. Abstract Page / Executive Summary
5. Table of Contents
6. List of Abbreviations, List of Figures, List of Tables, List of Abbreviations
7. Main Report
8. References
9. Bibliography (if any)
10. Appendices (Screen Shots/ Source Codes)

### **3. Prescribed chapters in the main report**

#### **1. Chapter 1: Introduction**

- 1.1. Introduction (Introduce the project/ work done during internship)
- 1.2. Problem Statement
- 1.3. Objectives
- 1.4. Scope and Limitation
- 1.5. Report Organization

#### **2. Chapter 2: Introduction to Organization**

- 2.1. Organization Details
- 2.2. Organizational Hierarchy
- 2.3. Working Domains of Organization
- 2.4. Description of Intern Department/Unit

#### **3. Chapter 3: Background Study and Literature Review / Related Works**

- 3.1. Background Study (Description of fundamental theories, general concepts and terminologies related to the internship project)
- 3.2. Literature Review (Review of the similar projects during internship, theories and results similar the projects during internship)

#### **4. Chapter 4: Internship Activities**

- 4.1. Roles and Responsibilities
- 4.2. Weekly log ( Technical Details of Activities)
- 4.3. Description of the Project(s) Involved During Internship





#### 4.4. Tasks / Activities Performed

### 5. Chapter 5: Conclusion and Learning Outcomes

#### 5.1. Conclusion

#### 5.2. Learning Outcome

While writing above chapters students should avoid basic definitions. They should relate and contextualize the above mentioned concepts with their project work done during internship at the host organization.

### Citation and Referencing

The listing of references should be listed in the references section. The references contain the list of articles, books, urls that are cited in the document. The books, articles, and others that are studied during the study but are not cited in the document can be listed in the bibliography section.

The citation and referencing standard should be APA referencing standard. The text inside the document should be cited accordingly. The APA referencing standard can be found in the web at <https://apastyle.apa.org/>

### Report Format Standards

#### A. Page Number

The pages from certificate page to the list of tables/figures/abbreviations/approvals should be numbered in roman starting from i. The pages from chapter 1 onwards should be numbered in numeric starting from 1. The page number should be inserted at bottom, aligned center.

#### B. Page Size and Margin

- The paper size must be a page size corresponding to A4. The margins must be set as  
Top = 1; Bottom = 1; Right = 1; Left 1.25

#### C. Paragraph Style

- All paragraphs must be justified and have spacing of 1.5.

#### D. Text Font of Document

- The contents in the document should be in Times New Roman font
- The font size in the paragraphs of document should be 12

#### E. Section Headings

- Font size for the headings should be 16 for chapter headings, 14 for section headings, 12 for sub-section headings. All the headings should be bold faced.

#### F. Figures and Tables

- Position of figures and tables should be aligned center. The figure caption should be centred below the figure and table captions should be centred above the table. All the captions should be of bold face with 12 font size.

### Final Report Binding and Submission:





No of Copies: 3 (College Library + Self + Dean Office)

Look and Feel: Golden Embracing with Black Binding

A final approved signed copy of the report should be submitted to the Dean Office, Exam Section, FOHSS.

**Teaching Methods:**

The major teaching methods that can be followed for this course includes industry practice, class lectures, group discussions, presentations, and demonstrations.

**Evaluation**

Examination Scheme			
Internal Assessment		External Assessment	Total
Proposal Defence	Midterm Defence	Final Defence	
5	75	20	100

मि

प्रशिक्षक परिषद्को कार्यालय  
कीर्तिपुर



## Elective Courses

**Course Title: Image Processing (3 Cr.)**

**Course Code: CACS404**

**Year/Semester: IV/VII**

**Class Load: 5 Hrs. / Week (Theory: 3Hrs. Practical: 2Hrs.)**

### Course Description

This course presents introduction to several topics on image processing techniques and their applications. It also explores the students to real-world applications of image processing.

### Course objectives

Upon completion of this course, students should be able to 1. Explain the basic concepts of digital image processing and various image transforms. 2. Develop a broad range of image processing techniques and their applications. 3. To familiarize the with the image enhancement, image restoration and image segmentation techniques.

### Course Contents

#### **Unit 1: Fundamental of Image processing**

Image representation, basic relationship between pixels, elements of DIP system, elements of visual perception-simple image formation model, Sampling and Quantization, Color fundamentals and models, File Formats, Image operations. Brightness, contrast, hue, saturation, Mach band effect

**Hours**

8

#### **Unit 2: Image Enhancement**

Image Transforms, Fourier Transform and Discrete Fourier Transform, Fast Fourier Transform. Cosine Transform, Frequency domain image enhancement, low pass filtering, high pass filtering, homomorphic filter, Gaussian filter

Spatial domain image enhancement, point processing, contrast stretching, clipping and thresholding, digital negative, intensity level slicing. Histogram processing: equalization, modification, Spatial filtering – averaging, Smoothing and sharpening, median filtering, spatial low, high and band pass filters

12

#### **Unit 3: Image Restoration:**

Image Restoration - Image degradation model - Noise modeling – Blur, Inverse filtering- removal of blur caused by uniform linear motion, Weiner filtering, Morphological operation, erosion and dilation,

9

#### **Unit4: Image coding and compression**

Need for compression, redundancy, pixel coding, run length coding, Huffmancoding, Elements of information theory, Error free compression, Lossy compression, Image compression standards- JPEG& MPEG, wavelet based image compression.

9

#### **Unit 5: Image segmentation and feature extraction**

Image Segmentation: Thresholding, Region based segmentation, edges, line and curve detection, edge operators, Image Features and Extraction ,Types

10

प्राक्तिक  
परिषद्को कार्यालय  
कीर्तिपुर



अभिल



of features, feature extraction , Texture , Feature reduction algorithms, Image classification, clustering techniques, Case Studies in Image Security, Steganography and Digital watermarking, Visual effects, Case studies in Medical Imaging and remote sensing.

### Evaluation

Evaluation Scheme				
Internal Assessment		External Assessment		Total
Theory	Practical	Theory	Practical	100
20	20 (3 Hrs.)	60 (3 Hrs.)	-	

### Laboratory Work


Laboratory work should be done covering all the topics listed above and a small project work should be carried out using the concept learnt in this course using software like matlab, python.

### Text Books:

1. Gonzalez Rafael C, Digital Image Processing, Pearson Education, 2009.
2. S.Sridhar, Digital Image Processing, Oxford University Press, 2011

### Reference Books:

1. Milan Sonka, Vaclav Hlavac and Roger Boyle, Image Processing, Analysis and Machine Vision, Second Edition, Thompson Learning, 2007





**Course Title: Database Administration**

**Course Code: CACS405**

**Year/Semester: IV/VII**

**Class Load: 6 Hrs. /Week (Theory: 3Hrs, Practical 3Hrs.)**

**Course Description**

This course provides the comprehensive knowledge about relational database management system in administrative approach to integrate in enterprise level of database in network environment which encompasses with oracle database Instances Management, database installment in network environment, implementing user role and privileges, multitenant database management, back and recovery.

**Objectives:** The general objectives of this course is to provide core knowledge of administrative works on relational database management system.

**Unit 1 Introduction to an Oracle database 12Hrs**

Overview of the Oracle Database Architecture (process, memory, storage structure), DBA roles and responsibilities, Familiar with SQL\*Plus, Accepting Values at Runtime, Overview of SQL Command (DDL (Tables, Constraints, Indexes Views, Synonyms, Sequences Partitioning and Materialized Views), DML, Join and Subquery)

**Unit 2 Managing Database Instances 5Hrs**

Oracle Database installation, Database creation, starting up and shutting down oracle instance, Oracle Network component, communicating between Databases; Using Dynamic Performance Views, Using the Automatic Diagnostic Repository (ADR), Using the Alert Log and Trace Files, Managing Initialization Parameter Files.

**Unit 3: Tablespace and Storage management**

**4Hrs**

Working with Tablespaces and Data Files, Creating and adding tablespace and datafiles, Managing Control Files, Online Redo Logs and Archive logs; Multiplexing online redo logs and control files, database archiving.

**Unit -4 Managing Users, Roles and Privileges 6Hrs**

Assigning Quotas to Users, Applying the Principal of Least Privilege, Creating and Assigning Profiles, Administering User Authentication Methods, Managing Oracle Database Users, Privileges, and Roles.

**Unit 5: Multitenant Database Architecture**

**7 Hrs**

Understanding the Multitenant Architecture, Pluggable Architecture; Creating CDB; Creating Pluggable Databases (PDBs) within a CDB; Manage CDBs and PDBs, Backup and Duplicate, Manage Security in Multitenant databases

**Unit-6 Configure the Oracle Network Environment 5Hrs**

Overview of Network Configuration, Oracle Net Listener Configuration and Management, Oracle Net Naming Methods, Networking the Net Configuration Assistant, Configure Client Connections with Net Manager, View Listener Configuration, Start and Stop the Oracle Listener, Use TNSPING to Test Oracle Net Connectivity, Connect to the Database, Configure NetServices with Enterprise Manager

*V. Shetty*





### **Unit -7:Backup and Recovery5Hrs**

Backup and Recovery Concepts, Database backup, restoration and recovery, defining a backup and recovery strategy, Backup and Recovery options; Data Dump; User-Managed Backup and Recovery; Configuring RMAN; RMAN Backups, Restore and Recovery, Perform CDB and PDB flashback.

### **Unit-8**

#### **Automate Tasks with the Scheduler4Hrs**

Introduction to the Scheduler, Access Rights, Scheduler Components and Workflow, create a Job, Job Classes, Use Time Based, Event-Based Schedules, Create an Event-Based Schedule.

### **Laboratory Works**

Laboratory works should be done covering all the topics listed above and a small work should be carried out using the concept learnt in each unit in the group. Work should be assigned on individual basis.

### **Teaching Methods**

The general teaching pedagogy includes class lectures, group discussions, case studies, guest lectures, research work, project work, assignments (theoretical and practical), and examinations (written and verbal), depending upon the nature of the topics. The teaching faculty will determine the choice of teaching pedagogy as per the need of the topics.

### **References**

1. Fernandez, I. Beginning Oracle Database 12c Administration. Apress.
2. Press, O. Oracle Database 19 C: Administration Workshop vol-I/II.
3. Thomas, B. Oracle Database 12C Administration Certified Associate. Sybex.
4. Pro Oracle Database 18c Administration: Manage and Safeguard Your Organization's Data, Michelle Malcher and Darl Kuhn, Third Edition.
5. Oracle Database 12c DBA Handbook, Manage a Scalable Secure Oracle Enterprise Database Environment, Bob Bryla.





**Course Title: Network Administration (3 Cr.)**  
**Course Code: CACS406**  
**Year/Semester: IV/VII**  
**Class Load: 6 Hrs. / Week (Theory: 3Hrs. Practical: 3 Hrs.)**

**Course Description:** The course introduces the theoretical as well as practical concepts of Network Administration. The course includes concepts of work station, server and services, Network infrastructure, Implementing different network services.

**Course Objectives:** The objectives of this course is to make the students to design and implement enterprise level network with its services.

**Course Contents:**

**Unit I: Introduction [4Hrs.]**  
 Network administrator as a Profession, Network administrator professional ethics, Recent trends in network administration.

**Unit I: Work Station, Server and Services [16Hrs.]**  
 Workstation: Architecture design, Hardware strategies, OS installation. Servers: Hardware Strategies, Hardware Features & Specifications. Service: Requirements, Planning and Engineering, Service Launch, Disaster Recovery.

**Unit II: Infrastructure [6Hrs.]**  
 Network Architecture, Network Operations, Datacentres Overview and Running Datacentres.

**Unit III: Service Recommendation [16Hrs.]**  
 Server Upgrade, centralizing a service, Service Monitoring, Namespaces, Email Service, Print Services, Data Storage, Backup and Restore, Software Repository, Web Services.

**Unit IV: [6Hrs.]**  
 Preparing procurement plan/document for enterprise level network setup

**Laboratory Works:**

The laboratory work includes implementation of the mentioned content in syllabus using LINUX and Windows operating system.

**Teaching Methods**

The major teaching methods that can be followed for this course includes class lectures, laboratory activity, group discussions, presentations and case studies.

**Evaluation**

Examination Scheme				
Internal Assessment		External Assessment		Total
Theory	Practical	Theory	Practical	
20	20 (3 Hrs.)	60 (3 Hrs.)	-	

**Text Book:**

1. The Practice of System and network administration, 3<sup>rd</sup> Edition, Thomas A. Limoncelli, Christina J. Hogan, Strata R. Chalup
2. Mastering Windows Server 2019: The complete guide for IT professionals to install and manage Windows Server 2019 and deploy new capabilities, 2nd Edition
3. Ubuntu and Centos Linux server administration, MD. Tanvir Rahman, 2019



**Course Title: Software Project Management**  
**Course Code: CACS407**  
**Year/Semester: IV/VII**  
**Class Load: 5 Hrs. /Week (Theory: 3Hrs, Practical: 2Hr.)**

**Course Description**

This course provides the comprehensive knowledge about Software Project Management, which encompasses with Software Project Planning, Scheduling, Cost Estimation, Risk management, Quality management and Configuration management.

**Objectives:** The general objective of this course is to provide fundamental knowledge of software project management and corresponding software tool.

**Unit -1**

**Software Project Management Concepts 8 Hrs**

Introduction, Project and Software project, Software project vs other project, Importance and Problems in software project management, Process of SPM. Characteristics of good project manager, Successful Software Project Manager, Overview of Software Project Planning.

**Unit-2**

**Software Project Scheduling 8 Hrs**

Objectives of activity planning, Work breakdown structure, Network planning model: Critical path method (CPM), Program evaluation and review technique (PERT), Precedence diagramming method (PDM), Shortening project duration, Identifying critical activities. Forward pass and Backward pass

**Unit -3**

**Software Estimation Techniques 7 Hrs**

Software Effort Estimation: Problems with over and under estimations, Basis of software Estimating, Software effort estimation techniques, expert Judgment, Estimating by analogy. Bottoms-up estimating, Top-down approach and parametric models.

**Unit -4**

**Software Evaluation and Costing 8 Hrs**

Project Evaluation: Strategic Assessment, Technical Assessment, cost-benefit analysis, Cash flow forecasting, cost-benefit evaluation techniques, Risk Evaluation. Selection of Appropriate Report, Project approach: Choosing technologies, choice of process models, structured methods.

**Unit -5**

**Risk Management 5 Hrs**


Risk Identification, Planning, Evaluation and Management, Categories of Risk, Framework for dealing with risk, evaluating Risks to the schedule.

**Unit -6**

**Software Quality Management 5 Hrs**

TQM, Six Sigma, Software Quality: defining and importance software quality, ISO9126, Place of software quality in software planning.

**Unit -7**





## **Software Configuration Management**

7 Hrs

Concept, Requirement and Elements of SCM, Baseline, SCM Repository, Versioning and version control, SCM Process, Change Control Process. Configuration Audit and Status Reporting. Case Study: Version Control Software Tools (Git, CVS, SVN)

### **Laboratory Works**

Laboratory works should be done covering all the topics listed above and a small work should be carried out using the concept learnt in each unit in the group. Work should be assigned on individual basis. Student may choose project Management tools like (MS Project, OpenProj, dot Project, Trello, Asana, ClickUp).

### **Teaching Methods**

The general teaching pedagogy includes class lectures, group discussions, case studies, guest lectures, research work, project work, assignments (theoretical and practical), and examinations (written and verbal), depending upon the nature of the topics. The teaching faculty will determine the choice of teaching pedagogy as per the need of the topics.

### **References**

1. Cotterell, B. H. (2018). Software Project Management. McGraw-Hill.
2. Dutt, S. C. (n.d.). Software Project Management. Pearson Education India.
3. A.S. Kelkar (n.d.). Software Project Management. PHI Learning.

मिथ





**Course Title: Advanced .Net Technology (3 Cr.)**  
**Course Code: CACS408**  
**Year/Semester: IV/VII**  
**Class Load: 6Hrs. /Week (Theory: 3 Hrs. Practical: 3 Hrs)**

**Course Description**

This course provides skill to develop modern software program with graphical user interface using the language C# with ASP.net. Student will build Window-based and web-based forms, adding controls and setting properties of these controls.

**Course Objective**

The objective of this course is to understand the theoretical foundation as well as its practical aspects of Windows Application, ASP.NET Core web application framework and C# language features.

**Course Contents**

**Unit 1: C# Basics**

**8 Hours**

Introduction to .NET Architecture, Class and Object: Creating class, Interface, Creating Objects, Access Modifiers, Arrays, Inheritance, Exception Handling and Threading: try, catch, finally, throw and throws, Create multithread program, Thread lifecycle. File IO: File Stream, Stream Reader, Stream Writer, Binary.Reader, Binary Writer, Serialization.

**Unit 2: Windows Application**

**6 Hours**

Windows Forms: Benefits, Window Forms Control, Properties and Event, .NET Event, MDI Forms, Form Inheritance. Dialogs, Tooltips, Resizing, Menus and Context Menus, Custom Control Creations, Handling Multiple Events, Graphics and GDI+

**Unit 3: Introduction to ADO.NET**

**7 Hours**

Benefits of ADO.NET, ADD.NET compared to classic ADO, ADO.NET architecture (Connected and Disconnected), Shared and Database-Specific Classes, Using Database connection. Working with DataSets, Managed Providers, Data Binding, Typed DataSets, Working with Data Reader, Transactions

**Unit 4: ASP.NET working with Data and Security**

**12 Hours**

Web Application Using ASP.NET, ASP.NET Architecture, Working with controls, User Interface Elements, Deployments, Web sites, Applications and Virtual Directories in IIS. Accessing Data using ADO.NET, Connecting to Data, Executing Commands, State management ( Page-Level state, using Cookies to preserve state, ASP.NET Session State, Storing Object in Session State, Configuring Session State )  
Validation, IIS URL Authorization, Forms Authentication and Config File encryption

**Unit 5: ASP.NET AJAX and MVC**

**10 Hours**


Introduction to ASP.NET AJAX, ASP.NET AJAX Server Control, ASP.NET AJAX Server Data, ASP.NET AJAX Client-side Libraries. Introduction ASP.NET MVC, Web Application Using MVC pattern Razor View and controller, Model

**Unit 6: Hosting and Deploying ASP.NET Core Application**

**5 Hours**

App Servers and Hosting Models: IIS, Nginx, Apache, ASP.NET Core Module, Kestrel, Docker and Containerization, Publish to Azure cloud

*Kal*



*NTT*



### Laboratory works

The laboratory work includes writing programs covering most of the concepts of above units using C# and .NET core SDK (3.0 or above)

### Teaching Methods

The teaching faculties are expected to create environment where students can update and upgrade themselves with the current scenario of computing and information technology with the help of topics listed in the syllabus. The general teaching pedagogy that can be followed by teaching faculties for this course includes class lectures, laboratory activity, group discussions, case studies, guest lectures, research work, project work, assignments (Theoretical and Practical), and written and verbal examinations.

### Evaluation

Examination Scheme				
Internal Assessment		External Assessment		Total
Theory	Practical	Theory	Practical	
20	20 (3 Hrs.)	60 (3 Hrs.)	-	

### Reference Books

1. Herbert Schildt, "C#: The Complete Reference", TMH
2. C# 8.0 and .NET Core 3.0 – Modern Cross-Platform Development, Fourth Edition, by Mark J. Price, 2019
3. ASP.NET Core in Action, by Andrew Lock, 2018
4. Ian Griffiths (2012), Programming C# 5.0, O'Reilly Media, Inc.
5. Sharp, J. (2013). Microsoft Visual C# 2013 step by step.
6. Albahari, J., Albahari, B., & Drayton, P. (2012). *C# 5.0 in a nutshell* (5th ed). Beijing ; Sebastopol: O'Reilly.





**Course Title: E-Governance (3 Cr.)**

**Course Code: CACS409**

**Year/Semester: IV/VII**

**Class Load: 4Hrs. /Week (Theory: 3 Hrs. Tutorial: 1 Hrs)**

**Course Description:**

This course familiarizes students with different concepts of E-Governance, different E-Governance models and infrastructure development, use of data warehousing and data mining for e-governance, and different case studies of different countries.

**Course Objectives:**

- To develop knowledge of e-governance
- To know different e-governance models and infrastructure development
- To know to use concepts of data warehousing and mining in e-governance

**Course Contents:**

**Unit 1: Introduction (6 Hrs.)**

E-Governance – An Overview; Why E-Governance; Issues in E-Governance Applications and the Digital Divide; Evolution of E-Governance, its Scope and Content; Present Global Trends of Growth in E-Governance; E-Governance Applications; E-Governance Initiatives in Nepal

**Unit 2: E-Governance Models (12 Hrs.)**

Introduction; Models of Digital Governance – Broadcasting/Wider Dissemination Model, Critical Flow Model, Comparative Analysis Model, Mobilization and Lobbying Model, Interactive Service Model/Government-to-Citizen-to-Government Model (G2C2G); Evolution in E-Governance and Maturity Models – Five Maturity Levels; Characteristics of Maturity Levels; Key Focus Areas; Towards Good Governance through E-Governance Models

**Unit 3: E-Governance Infrastructure, Stages in Evaluation and Strategies for Success (8 Hrs.)**

E-readiness - Data System Infrastructure, Legal Infrastructural Preparedness, Institutional Infrastructural Preparedness, Human Infrastructural Preparedness, Technological Infrastructural Preparedness; Evolutionary Stages in E-Governance

**Unit 4: Applications of Data Warehousing and Data Mining in Government (6 Hrs.)**

Introduction; National Data Warehouses - Census Data, Prices of Essential Commodities; Other Areas for Data Warehousing and Data Mining – Agriculture, Rural Development, Health, Planning, Education, Commerce and Trade, Other Sectors

**Unit 5: CASE Studies (16 Hrs.)**

**Nepal** (E-Governance Master Plan of Nepal; E-Governance in Local Government of Nepal; Nagarik App)

**India** (NICNET – Role of Nationwide Networking in E-Governance; Collectorate 2000; Computer-aided Administration of Registration Department (CARD); Smart Nagarpalika – Computerization of Urban Local Bodies (Municipalities); National Reservoir Level and Capacity Monitoring System; Computerization in Andhra Pradesh State Trading Corporation; Ekal Seva Kendra; Sachivalaya Vahini or E-Governance Secretariat; Bhoomi: IT in Indian Judiciary; E-Khazana for Government Treasury, Andhra Pradesh; E-Governance in the Offices of Director General for Foreign Trade (DGFT); PRAJA – Rural e-Seva; E-Seva, A New

प्रतिष्ठा

कार्यालय



Paradigm in Citizen Services; E-Panchayat (Electronic Knowledge Based Panchayat); General Information Services of National Informatics Centre)

**Other Countries** (E-Governance initiative in USA; E-Governance Case Study in China – Beijing Business E-Park; Brazil's Poupatempo or 'Time Saver' Centres; Sri Lanka – Kothamale Community Radio Internet Project)

**Recommended Books:**

4. E-Governance: Concepts and Case Studies, C.S.R. Prabhu, Second Edition, PHI Learning, 2012.
5. Strategic Planning and Implementation of E-Governance, P.K.Suri and Sushil, Springer, 2019.
6. A Study of the Practice of E-governance in the Developing Countries: A Qualitative Approach In Measuring The Maturity of E-government, Kazi Hassan Robin and Md. Mahmudul Hasan Rafee, 2012.
7. Implementing and managing e-Government, Richard Heeks, 2006.

**Teaching Methods:**

The teaching faculties are expected to create environment where students can update and upgrade themselves with the current scenario of computing and information technology with the help of topics listed in the syllabus. The general teaching pedagogy that can be followed by teaching faculties for this course includes class lectures, tutorials, group discussions, case studies, guest lectures, research work, project work, assignments (Theoretical and Practical), and written and verbal examinations.

**Evaluation**

Examination Scheme				
Internal Assessment		External Assessment		Total
Theory	Practical	Theory	Practical	
20	20 (3 Hrs.)	60 (3 Hrs.)	-	

मि. प्रशिक्षक परिषद्को कार्यालय  
कीर्तिपुर



**Course Name: Artificial Intelligence (3 Cr.)**

**Course Code: CACS410**

**Year/Semester: IV/VII**

**Class Load: 5 Hrs. / Week (Theory: 3Hrs. Practical: 2 Hrs.)**

**Course Description:** The course introduces basics of artificial intelligent. It covers fundamental concepts artificial intelligence, problem solving, knowledge representation, neural networks, machine learning, natural language processing, machine vision and expert systems.

**Objective:**

The objective of this course is to introduce the basic principles, techniques, and applications of Artificial Intelligence. Upon the completion students will be able to:

- Gain fundamental concepts of principles of AI toward problem solving, inference, perception, knowledge representation, and learning.
- Investigate applications of AI techniques in expert systems, artificial neural networks and other machine learning models.

**Course Contents:**

**UNIT 1: INTRODUCTION**

**[6 Hrs.]**

- 1.1 Intelligence, Intelligent behavior, Artificial Intelligence, Understanding AI based on thought process and behavior, Hard vs. Strong AI, Soft vs. Weak AI
- 1.2 Foundations of AI
- 1.3 Applications of AI
- 1.4 Intelligent Agents: Introduction of agents, Structure of Intelligent agent, Properties of Intelligent Agents, PEAS description of Agents, Types of Agents: Simple Reflexive, Model Based, Goal Based, Utility Based, Learning agent, Environment Types: Deterministic, Stochastic, Static, Dynamic, Observable, Semi-observable, Single Agent, Multi Agent

**UNIT 2: PROBLEM SOLVING METHODS**

**[12Hrs.]**

- 2.1 Definition of a Problem, Problem as a state space representation, Problem formulation, Well-defined problems, Constraint satisfaction problem, Water jug problem, N-Queen problem, Cryptarithmic problem, Graph coloring problem
- 2.2 Problem solving by searching, types of searching, Measuring problem solving performance, General State Space Search
- 2.3 Uninformed: Breadth-First Search, Depth-First Search, Depth-Limited Search, Iterative Deepening depth first Search, Bidirectional Search, Using uninformed search techniques for solving N-Queens Problem, Puzzle problem etc.
- 2.4 Informed search: Greedy Best-First Search, A\* Search, Optimality of A\*, Local search: Hill Climbing, Simulated Annealing, Using informed search techniques for solving N-Queens Problem, Puzzle problem etc.

*V. Shetty*





- 2.5 Game Playing, Optimal Decisions in Games, Alpha – Beta Pruning, Minimax Algorithm, Tic-Tac –Toe Problem, Stochastic Games

**UNIT 3: KNOWLEDGE REPRESENTATION AND REASONING [15Hrs.]**

- 3.1 Definition and importance of Knowledge, Issues in Knowledge Representation, Knowledge Representation Systems, Properties of Knowledge Representation Systems, Types of Knowledge, The Role of Knowledge
- 3.2 Knowledge representation techniques: Rule Based, Semantic Nets, Frames, Logic based
- 3.3 Propositional Logic, Syntax and Semantic of propositional logic, Proof by Resolution, Conjunctive Normal Form (CNF), Resolution Algorithm, Limitations of Propositional Logic, Forward and Backward Chaining
- 3.4 Predicate Logic, FOPL, Syntax, Semantics, Quantification, horn clauses, Inference with FOPL: By converting into PL (Existential and universal instantiation), Rules of inference, Unification and lifting, CNF for FOPL, Inference using resolution, Resolution Refutation System (RRS)
- 3.5 Handling Uncertain Knowledge, Radom Variables, Prior and Posterior Probability, Inference using Full Joint Distribution, Bayes' Rule and its use, Bayesian Networks, Reasoning in Bayesian Networks

**UNIT 4: LEARNING**

[4 Hrs.]

- 4.1 Concepts of machine learning
- 4.2 Rote learning, learning by analogy, inductive learning, Explanation based learning, Supervised and unsupervised learning, learning by evolution (genetic algorithm)

**UNIT 5: NEURAL NETWORKS AND NATURAL LANGUAGE PROCESSING [7Hrs.]**

- 5.1 Introduction to artificial neural network, Mathematical model of neural network, types of neural network: feed-forward, feed-back, Gate realization using neural network, Learning in neural networks: Back propagation algorithm, Hopfield network, Boltzmann machines
- 5.2 Concepts of natural language understanding and natural language generation, Steps in natural language processing, Syntax analysis, Semantic analysis, Pragmatic analysis

**UNIT 6: EXPERT SYSTEM AND MACHINE VISION**

[4 Hrs.]

- 6.1 Expert System, Architecture of an expert system, Stages of expert systems development.
- 6.2 Concept of Machine Vision. Steps of machine vision, application of machine vision





### Laboratory work:

Laboratory exercises can be conducted in LISP, PROLOG or any other high level programming language. Laboratory exercises must cover the concepts of rule based intelligent agents, inference and reasoning, search techniques, neural networks, etc. for solving practical problems.

### Reference Books:

1. Stuart Russel and Peter Norvig, Artificial Intelligence A Modern Approach, Pearson
2. E. Rich, K. Knight, Shivashankar B. Nair, Artificial Intelligence, Tata McGraw Hill.
3. George F. Luger, Artificial Intelligence: Structures and Strategies for Complex Problem Solving, Benjamin/Cummings Publication
4. D. W. Patterson, Artificial Intelligence and Expert Systems, Prentice Hall.
5. P. H. Winston, Artificial Intelligence, Addison Wesley.





**Course Title: Operational Research (3 Cr.)**

**Course Code: CAOR451**

**Year/ Semester: IV/VIII**

**Class Load: 4Hrs. /Week (Theory: 3 Hrs. Tutorial: 1 Hrs)**

### **Course Description**

Operations Research is the study of scientific approaches to decision-making. Through mathematical modeling, it seeks to design, improve and operate complex systems in the best possible way. The mathematical tools used for the solution of such models are either deterministic or stochastic, depending on the nature of the system modeled. In addition, the course will learn very powerful modeling and solution techniques for decision-making problems that are used today by many successful companies to help them save/earn millions of dollars. The module covers topics that include: linear programming, transportation, assignment, inventory control, replacement theory and game theory. Analytic techniques and computer packages will be used to solve problems facing business managers in decision environments

### **Course Objectives**

The general objectives of this course to provide a broad orientation of the field of optimization, with emphasis on basic theory and methods for continuous and discrete optimization problems in finite dimension, and it also gives some insight into its use for analyzing practical optimization problems.

#### **Unit 1: Introduction to Operations Research**

**5**

**hrs.**

Introduction, History of Operations Research, Stages of Development of Operations Research Relationship between Manager and OR Specialist, OR Tools and Techniques, Applications of Operations Research, Limitations of Operations Research

#### **Unit 2: Linear Programming Problem**

**10**

**hrs.**

Introduction to Linear Programming, Linear Programming Problem Formulation, Formulation with Different Types of Constraints, Graphical Analysis of Linear Programming, Graphical Linear Programming Solution, Multiple Optimal Solutions, Unbounded Solution, Infeasible Solution, Basics of Simplex Method, Simplex Method Computation, Simplex Method with More Than Two Variables, Primal and Dual Problems, Economic Interpretation

#### **Unit 3: Transportation and Assignment Problem**

**8**

**hrs.**


Transportation Problems definition, linear form, Solution methods: North West corner method, least cost method, Vogel's approximation method. Degeneracy in transportation, Modified Distribution method, unbalanced problems and profit maximization problems. Transshipment Problems. Assignment Problem Structure and Solution: Short-Cut Method (Hungarian Method), Unbalanced Assignment Problem, Infeasible Assignment Problem, Maximization in an Assignment Problem, Crew Assignment Problem.

#### **Unit 4: Queuing Theory**

**6**

**hrs.**

Basis of Queuing theory, elements of queuing theory, Kendall's Notation, Operating characteristics of a queuing system, Classification of Queuing models.





**Unit 5: Inventory Control**

hrs.

6

Inventory classification, Different cost associated to Inventory, Economic order quantity, Inventory models with deterministic demands, ABC analysis.

**Unit 6: Replacement theory**

hrs. Introduction, Replacement of capital equipment which depreciated with time, replacement by alternative equipment, Group and individual replacement policy

6

**Unit 7: Game Theory**

hrs.

7

Introduction, Characteristics of Game Theory, Two Person, Zero sum games, pure strategy. Dominance theory, Mixed strategies (2x2, mx2), Algebraic and graphical methods

**Teaching Methods**


The general teaching pedagogy includes class lectures, presentations, group works, case studies, guest lecturers research works, project works, assignments (Theoretical and Practical). The teaching faculty will determine the choice of teaching pedagogy and encouraged to select software tools as per the requirements of topics for practical activities.

**References/ Suggested Readings:**

- Hillier, F.S. & Lieberman, G.J. (1995). Introduction to Operations Research, 7<sup>th</sup> edition. The McGraw-Hill Companies, Inc.
- Natarajan, A. M.; Balasubramani, P. & Tamilarasi, A. (2007). Operations Research. Pearson Education Inc.
- Sharma, J.K. (2009). Operational Research: Theory and Application. Macmillan Publishers India Ltd.
- Taha, H.A. (2017). Operations Research: A Introduction, 10th edition, Global edition, Pearson Education, Inc. Pearson Prentice Hall.
- Wagner, H. N. (2003). Operations Research by, Prentice hall. N D Vohra, Tata McGraw-Hill.
- Winston, L.W. (2004). Operations Research: Applications and Algorithms, Indian University, 4th edition.

**Evaluation**

Examination Scheme				
Internal Assessment		External Assessment		Total
Theory	Practical	Theory	Practical	
40		60		100





**Course Title: Project III (6 Cr.)**  
**Course Code: CACS452**  
**Year/Semester: IV/VIII**  
**Class Load: Hrs./Week (Practical: 12 Hrs.)**

**Course Description:** This final year project is a practical course where students are expected to implement the concepts learnt during four years of their study so as to build a system. The course includes realization of project management, software development, and programming skills.

**Course Objectives:** The objective of this course is to make students able to design and develop software applications by following appropriate development methodology.

**Course Details:**

**Nature of Project:**

Students should develop a complete functioning system. The system should not be limited to the basic CRUD operations only. Being a final year project, students are highly recommended to implement appropriate algorithms relevant to the project. The project should include precise system analysis, design, implementation and result analysis. The students can work in group of at most two members. The students can choose appropriate language technologies that they have learnt till eighth semester; however it is not limited. While implementing the project, students should be able to write their own program modules rather than relying on predefined APIs or Plugins except in some unavoidable circumstances.

**Phases of Project:**

The following are the phases of project work:

4. **Proposal Submission:** Students must submit and present project proposal after 3rd week of start of the eighth semester.
5. **Mid-Term:** Students must submit progress report and defend midterm progress of their project work in the 12<sup>th</sup> week of the eighth semester.
6. **Final Submission:** Students must submit and orally defend the project work during last week of the eighth semester but before final board examination. Students must have to submit the project final report to their respective department before at least ten days of final defense date. The report should be submitted in standard format as prescribed. The hard/soft copy of report should be made available to the external expert before a week of presentation date. The final presentation should be followed by the demonstration session, where students have to demonstrate the project. A viva voce will be conducted by evaluation committee.

**Provision of Supervision:**

There should be a regular faculty of the campus/college assigned as a supervisor. The role of supervisor is to guide the students throughout the project and provide constructive suggestions. A supervisor can supervise at most four groups of the project in a class section. The supervisor should rigorously supervise, monitor and feedback the project groups under supervision.



### Evaluation Scheme:

4. **Proposal Defense** of 10% of total marks based on project proposal and its presentation.
5. **Midterm** of 70% of total marks based on;
  - a. **Work Done 60%**
    - i. System Analysis and Design
    - ii. Implementation
    - iii. Understanding of methods used in project
    - iv. Ability to work with others
    - v. Ability to identify problems
    - vi. Amount of work performed
  - b. **Documentation 10%**
    - i. Report Organization
    - ii. Writing Style
    - iii. Completeness of Report
    - iv. Readability
    - v. Organization and analysis of data and results
6. **Final Defense** of 20% of total marks based on presentation and project demonstration and viva-voice. Each group member should present about the project followed by the demonstration of project developed. The project should be ready to run for the demo session.

The **10 marks of the proposal defense** will be evaluated by the research committee formed by HOD/Coordinator as a part of proposal defense. The **70 marks of the midterm** will be evaluated by the supervisor and internal examiner as a part of midterm defense. Out of the 70 marks, the supervisor will evaluate for 60 marks and internal examiner will evaluate for 10 marks. The remaining **20 marks of final defense** will be evaluated by the external examiner from the university.

Out of 100 marks, the **80 marks (Proposal + Midterm Evaluation)** will be considered as internal assessment while the **20 marks (Final Defense)** will be considered as external assessment. Each student in the project should get passed in each of the internal and external assessments individually. Any student failing to pass each of the assessments will be considered as fail.

The evaluation committee and evaluation criteria should be as follow;

- c. **Evaluation committee**
  - Project Supervisor
  - HOD/Coordinator
  - Internal Examiner (Regular Faculty)
  - External Examiner
- d. **Focus of the evaluation**
  - Presentation Skills
  - Project Demonstration
  - Project Report
  - Viva/Question Answer
  - Level of Work and Understanding





- Teamwork and Contribution

### Report Contents:

#### 4. Prescribed content flow for the project proposal

1. Introduction
2. Problem Statement
3. Objectives
4. Methodology
  - a. Requirement Identification
    - i. Study of Existing System
    - ii. Literature Review
    - iii. Requirement Analysis
  - b. Feasibility Study
    - i. Technical
    - ii. Operational
    - iii. Economic
  - c. High Level Design of System (Methodology of the proposed system/ Flow Chart/ Working Mechanism of Proposed System / Description of Algorithms )
5. Gantt Chart (showing the project timeline)
6. Expected Outcome
7. References

#### 5. Prescribed content flow for the project report

11. Cover & Title Page
12. Certificate Page
  - iv. Supervisor Recommendation
  - v. Internal and External Examiners' Approval Letter
13. Acknowledgement
14. Abstract Page
15. Table of Contents
16. List of Abbreviations, List of Figures, List of Tables, List of Abbreviations
17. Main Report
18. References
19. Bibliography (if any)
20. Appendices (Screen Shots/ Source Codes)

#### 6. Prescribed chapters in the main report

##### 6. Chapter 1: Introduction

- 6.1. Introduction
- 6.2. Problem Statement
- 6.3. Objectives
- 6.4. Scope and Limitation
- 6.5. Development Methodology
- 6.6. Report Organization

##### 7. Chapter 2: Background Study and Literature Review



मि



- 7.1. Background Study (Description of fundamental theories, general concepts and terminologies related to the project)
- 7.2. Literature Review (Review of the similar projects, theories and results by other researchers)

## **8. Chapter 3: System Analysis and Design**

### **8.1. System Analysis**

#### **8.1.1. Requirement Analysis**

- i. Functional Requirements (Illustrated using use case diagram and use case descriptions)
- ii. Non Functional Requirements

#### **8.1.2. Feasibility Analysis**

- i. Technical
- ii. Operational
- iii. Economic
- iv. Schedule

#### **8.1.3. Object Modelling using Class and Object Diagrams**

#### **8.1.4. Dynamic Modelling using State and Sequence Diagrams**

#### **8.1.5. Process Modelling using Activity Diagrams**

### **8.2. System Design**

#### **8.2.1. Refinement of Class, Object, State, Sequence and Activity diagrams**

#### **8.2.2. Component Diagrams**

#### **8.2.3. Deployment Diagrams**

### **8.3. Algorithm Details (if any)**

## **9. Chapter 4: Implementation and Testing**

### **9.1. Implementation**

#### **9.1.1. Tools Used (CASE tools, Programming languages, Database platforms)**

#### **9.1.2. Implementation Details of Modules (Description of classes/procedures/functions/methods/algorithms)**

### **9.2. Testing**

#### **9.2.1. Test Cases for Unit Testing**

#### **9.2.2. Test Cases for System Testing**

### **9.3. Result Analysis**

## **10. Chapter 5: Conclusion and Future Recommendations**

### **10.1. Conclusion**

### **10.2. Future Recommendations**

While writing above chapters students should avoid basic definitions. They should relate and contextualize the above mentioned concepts with their project work.

### **Citation and Referencing**

The listing of references should be listed in the references section. The references contain the list of articles, books, urls, etc. that are cited in the document. The books, articles, and others that are studied during the study but are not cited in the document can be listed in the bibliography section. The citation and referencing standard should be IEEE referencing standard. The text inside the document should be cited in IEEE style. The IEEE referencing standard can be found in the web.

Handwritten signature or initials.





## Report Format Standards

### G. Page Number

The pages from certificate page to the list of tables/figures/abbreviations/approvals should be numbered in roman starting from i. The pages from chapter 1 onwards should be numbered in numeric starting from 1. The page number should be inserted at bottom, aligned center.

### H. Page Size and Margin

- The paper size must be a page size corresponding to A4. The margins must be set as  
Top = 1; Bottom = 1; Right = 1; Left 1.25

### I. Paragraph Style

- All paragraphs must be justified and have spacing of 1.5.

### J. Text Font of Document

- The contents in the document should be in Times New Roman font
- The font size in the paragraphs of document should be 12

### K. Section Headings

- Font size for the headings should be 16 for chapter headings, 14 for section headings, 12 for sub-section headings. All the headings should be bold faced.

### L. Figures and Tables

- Position of figures and tables should be aligned center. The figure caption should be centred below the figure and table captions should be centred above the table. All the captions should be of bold face with 12 font size.

## Final Report Binding and Submission:

No of Copies: 3 (College Library + Self + Dean Office)

Look and Feel: Golden Embracing with Black Binding

A final approved signed copy of the report should be submitted to the Dean Office, Exam Section, FOHSS.

## Teaching Methods:

The major teaching methods that can be followed for this course includes class lectures, laboratory activity, group discussions, presentations, and demonstrations.

## Evaluation

Examination Scheme			
Internal Assessment		External Assessment	Total
Proposal Defence	Midterm Defence	Final Defence	
10	70	20	100

*[Handwritten signature]*





## Elective Courses

Course Title: **Database Programming**

Course Code: **CACS453**

Year/Semester: **IV/VIII**

Class Load: **6 Hrs. /Week (Theory: 3Hrs, Practical 3Hrs.)**

### **Course Description**

This course provides the comprehensive knowledge about database programming in relational database management system, which encompasses with overview of fundamental SQL statement, PL/SQL Block, Exception, Cursors, Record, Triggers, Procedures, Functions and Packages

**Objectives:** The general objectives of this course is to enhance advance programming skills in relational database management system.

### **Unit -1**

#### **Introduction of RDBMS**

Overview of the Oracle Database Architecture, Familiar with SQL\*Plus, SQL\*Plus Commands (DESCRIBE, LIST, APPEND, CHANGE, INPUT, DEL, CLEAR BUFFER, Using Script Files), Accepting Values at Runtime, Overview of Fundamental SQL Fundamental Command (DDL, DML, DCL, Join and Subquery) **10 Hrs**

### **Unit -2**

#### **PL/SQL**

PL/SQL Concepts, Architecture, Block structure, Executing PL/SQL Script, DBMS\_OUTPUT.PUT\_LINE Statement, substitution Variable feature, PL/SQL Language fundamentals, DML Statement in PL/SQL, Transaction Control in PL/SQL. Conditional Control (if, nested if, Case), Repetitive Control (While, for, simple loop, Nested, continue, loop label) **13 Hrs**

### **Unit -3**

#### **PL/SQL Exception**

Exception scope, user-defined exception, exception propagation, advance exception concepts (RAISE\_APPLICATION\_ERROR, EXCEPTION\_INIT) **5 Hrs**

### **Unit -4**

#### **Database Cursors**

Types of cursors, cursor loop, Nested cursors cursor for loops, parameterized cursors, Nested cursors **5 Hrs**

### **Unit -5**

#### **Database Triggers**

Database Triggers BEFORE, AFTER Triggers, row and statement triggers, INSTEAD OF triggers **5 Hrs**

### **Unit -6**

#### **Record and procedures**

Record (Record types, Nested record) Procedure (Block Structure, Anonymous Block, creating procedure, IN, OUT parameters in Procedure) **5 Hrs**

### **Unit-7**



### **Functions and Package**

Functions (creating and invoking function and optimizing function in execution, creating packages, extending the package, package instantiation and initialization,

5 Hrs

### **Laboratory Works**

Laboratory works should be done covering all the topics listed above and a small work should be carried out using the concept learnt in each unit in individual or group.

### **Teaching Methods**

The general teaching pedagogy includes class lectures, group discussions, case studies, guest lectures, research work, project work, assignments (theoretical and practical), and examinations (written and verbal), depending upon the nature of the topics. The teaching faculty will determine the choice of teaching pedagogy as per the need of the topics.

### **References**

1. Benjamin Rosenzweig, E. R. (2015). Oracle PL/SQL by Example. New Yourk: Prentice Hall.
2. Gupta, S. K. (2016). Advanced Oracle PL/SQL Developer's Guide . Birmingham: Packt Publishing.
3. Lex de Haan, T. G. (2014). Beginning Oracle SQL. Apress.
4. McLaughlin, M. (2014). Oracle Database 12c PL/SQL Programming. New Delhi: McGrawHill Education.





**Course Title: Geographical Information System (3 Cr.)**

**Course Code: CACS454**

**Year/Semester: IV/VIII**

**Class Load: 5 Hrs. / Week (Theory: 3Hrs. Practical: 2 Hrs.)**

**Course Description**

This course offers detailed knowledge as well as practical skills on GIS theory, design and implementation. It includes introduction, GIS and Map, GIS data sources and structures, spatial data analysis, GIS data modeling and creating map apart from this this encourages to students to develop a real time basic GIS project.

**Course objectives**


The general objectives of this course are to provide theoretical knowledge as well as practical skills of geographical information system to make students capable of capturing, analyzing and visualize real world data.

**Course Contents**

<b>Unit 1: Introduction</b>	<b>6 Hrs.</b>
1.1 Definition, functions and Applications of GIS	
1.2 Components of GIS	
1.3 GIS as Information System	
1.4 Nature & Sources of GIS data	
1.5 Recent trends and future of GIS	
<b>Unit 2: GIS and Map</b>	<b>8 Hrs.</b>
2.1 Map and their characteristics	
2.2 Mapping concept and Techniques	
2.3 Map Projection	
<b>Unit 3: GIS data Sources &amp; Structures</b>	<b>12 Hrs.</b>
3.1 Capturing GIS data	
3.2 Sources: Maps, GPS, Images and Databases	
3.3 Structures: Vector, Raster and TIN data structures	
3.4 GIS data modeling	
3.5 GIS database design	
<b>Unit 4: Spatial Data Modeling and Analysis</b>	<b>12 Hrs.</b>
4.1 Spatial data modeling	
4.2 Vector based analysis	
4.3 Raster based analysis	
<b>Unit 5: GIS data modeling &amp; Creating Maps</b>	<b>10 Hrs.</b>
5.1 Surface modeling	
5.2 Hydrology modeling	
5.3 Designing and printing the map	



*V. Sharma*





### Laboratory Works

Students should develop basic GIS project implementing the concepts given in course of study and may add more (if required).

### Teaching Methods

The teaching faculties are expected to create environment where students can update and upgrade themselves with the current scenario of computing and information technology with the help of topics listed in the syllabus. The general teaching pedagogy that can be followed by teaching faculties for this course includes class lectures, laboratory activity, group discussions, case studies, guest lectures, research work, project work, assignments (Theoretical and Practical), and written and verbal examinations.

### Evaluation

Examination Scheme				
Internal Assessment		External Assessment		Total
Theory	Practical	Theory	Practical	
20	20 (3 Hrs.)	60 (3 Hrs.)	-	

### Reference Books

1. Kang-tsung Chang, (2010). "Introduction to Geographic Information Systems" Tata McGraw Hill, New Delhi.
2. C.P.Lo and Albert K.W.Yeung (2006). "Concepts and Techniques of Geographic Information Systems" Prentice Hall of India, New Delhi.
3. Albert, C.T.L. and Yeung, K.W. (2002). "Concepts and Techniques of Geographical Information Systems", New Delhi: Prentice Hall.
4. Chakraborty, D. and Sahoo, R.N. (2007). Fundamentals of GIS. India: Viva Books.
5. ESRI guide to GIS analysis Andy Mitchell, ESRI press, Red lands

  
प्रादेशिक परिषद्को कार्यालय  
कीर्तिपुर



Course Title: **Data Analysis and Visualization (3 Cr.)**  
 Course Code: **CACS455**  
 Year/Semester: **IV/VIII**  
 Class Load: **5 Hrs. / Week (Theory: 3Hrs. Practical: 2Hrs.)**

**Course Description**

This course introduces to extend student's knowledge and practice in data analysis and visualization, software, and applications. It provides the board overview of techniques of the visualization process, detailed view of visual perception, the visualized data and the actual visualization, interaction and distorting techniques.

**Course objectives**

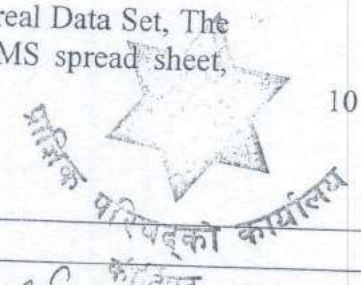
Upon completion of this course, students should be able to 1. Explain the concept of visualization in the processing and analysis of data. 2. Develop visualization methods and visualization systems using software applications. 3. Perform creative work in the field of visualization.

**Course Contents**

	<b>Hours</b>
<b>Unit 1: Introduction to visualization</b> Introduction of visual perception, Visual representation of data, Data Abstraction, Visual Encodings, Use of Color, Perceptual Issues, Information overloads	6
<b>Unit 2: Creating visual representations</b> Visualization reference model, Visual mapping, Visual analytics, Design of Visualization applications.	7
<b>Unit 3: Non spatial data visualization</b> Visualization of one, two and multi-dimensional data, Tabular data, quantitative values (scatter plot), Separate, Order, and Align (Bar, staked Bar, dots and line charts), Tree data, Displaying Hierarchical Structures, graph data, rules for graph drawing and labeling, text and document data, levels of text representation, visualizations of a single text document, word cloud, flow data Time series data, characteristics of time data, visualization time series data, mapping of time	15
<b>Unit 4: Spatial Data Visualization</b> Scalar fields, Isocontours (Topographic Terrain Maps), scalar volumes, Direct Volume Rendering(Multidimensional Transfer Functions) , Maps (dot, pixel ), vector fields Defining Marks and Channels	10
<b>Unit 5: Software tools and data for visualization</b> The iris data set, The Detroit Data Set, The Breakfast Cereal Data Set, The Dow Jones Industrial Average Data Set (time series), MS spread sheet, Python, Matlab, Java, Tableau	10

**Evaluation**

Evaluation Scheme
-------------------





Internal Assessment		External Assessment		Total
Theory	Practical	Theory	Practical	
20	20 (3 Hrs.)	60 (3 Hrs.)	-	100

### Laboratory Work

Laboratory work should be done covering all the topics listed above and a small project work should be carried out using the concept learnt in this course using any one software tools mention in unit 5.

### Text Books:

3. Fry, Visualizing Data. O'Reilly Media, 2008, ISBN 0596514557
4. Ware, Information Visualization: Perception for Design, 3rd ed. Morgan Kaufmann, 2012,

### Reference Books:

5. Telea, Data Visualization: Principles and Practice. A. K. Peters, Ltd, 2007, ISBN 1568813066.





Course Title: **Machine Learning (3 Cr.)**  
 Course Code: **CACS456**  
 Year/Semester: **IV/VIII**  
 Class Load: **6 Hrs. / Week (Theory: 3Hrs. Practical: 3Hrs.)**

**Course Description**

This course presents comprehensive introduction to several topics on basic concepts and techniques of Machine Learning (ML). It also explores the understanding of the Supervised and unsupervised learning techniques, probability based learning techniques, performance evaluation of ML algorithms and applications of ML.

**Course objectives**

Upon completion of this course, students should be able to 1. Explain the concept of supervised, unsupervised and semi-supervised learning. 2. Develop algorithms to learn linear and non-linear models using software. 3. Perform creative work in the field machine learning to solve given problem.

**Course Contents**

	<b>Hours</b>
<p><b>Unit 1: Introduction to machine learning</b>            History of machine learning, Brain-neuron learning system, Definition and types of learning, need of machine learning, Data and tools, review of statistics, training, validation and test data, theory of learning – feasibility of learning – error and noise – training versus testing, generalization bound – approximation-generalization tradeoff – bias and variance – learning curve</p>	10
<p><b>Unit 2 Introduction to Supervised Learning</b>            Classification problems, Linear Regression- Predicting numerical value, Finding best fit line with linear regression, Perceptron, learning neural networks structures, Decision tree representation, appropriate problems for decision tree learning, basic decision tree algorithm, support vector machines, Separating data with maximum margin, Finding the maximum margin,</p>	11
<p><b>Unit 3: Bayesian and instance based learning</b>            Probability theory and Bayes rule. Classifying with Bayes decision theory, Conditional Probability, Bayesian Belief Network, K-nearest neighbor</p>	11
<p><b>Unit 4: Introduction to un-supervised learning and dimensionality reduction</b>            Introduction to clustering, K- Mean clustering, different distance functions for clustering, Hierarchical clustering, Supervised learning after clustering, dimensionality reduction techniques, Principal component analysis</p>	10
<p><b>Unit 5: Measures for Performance Evaluation of ML algorithms</b>            Classification accuracy, Confusion matrix Misclassification costs, Sensitivity and specificity, ROC curve, Recall and precision, box plot, confidence interval</p>	6

**Evaluation**

Evaluation Scheme
-------------------

6  
 प्राज्ञिक परिषद्को कार्यालय  
 मन्सिर



Internal Assessment		External Assessment		Total
Theory	Practical	Theory	Practical	100
20	20 (3 Hrs.)	60 (3 Hrs.)	-	

### Laboratory Work

Laboratory work should be done covering all the topics listed above and a small project work should be carried out using the concept learnt in this course using software like matlab, python.

### Text Books:

1. Tom M Mitchell, Machine Learning, First Edition, McGraw Hill Education, 2013.
2. Stephen Marsland, Machine Learning – An Algorithmic Perspective, Second Edition, Chapman and Hall/CRC Machine Learning and Pattern Recognition Series, 2014.

### Reference Books:

3. Peter Flach, Machine Learning: The Art and Science of Algorithms that Make Sense of Data, First Edition, Cambridge University Press, 2012.





**Course Title: Multimedia System**

**Course Code: CACS457**

**Year/Semester: IV/VIII**

**Class Load: 5 Hrs. / Week (Theory: 3Hrs. Practical: 2 Hrs.)**

**Course Description**

This course offers detailed concept and structure of Multimedia system. It includes introduction, Sound & Audio System, Images and Graphics, Video and Animation, Data Compression, Abstractions for programming, Multimedia design and applications. It does not entirely focus on theoretical concept but also strongly focuses on practical skill based learning

**Course objectives**

The general objectives of this course are to provide theoretical as well as practical knowledge of Multimedia System, applications and tools to make students capable of implementing, managing and developing the issues of multimedia application in their personal as well professional life.

**Course Contents**

**Unit 1: Introduction**

(6 Hrs)

- 1.1 Multimedia and its applications
- 1.2 Global structure of Multimedia
- 1.3 Medium
- 1.4 Multimedia system and properties
- 1.5 Characteristics of a Multimedia system
- 1.6 Challenges for Multimedia Systems
- 1.7 Components of Multimedia System
- 1.8 Multimedia building blocks
- 1.9 Scope of Multimedia

**Unit 2: Sound / Audio System**

(5Hrs)

- 2.1 Overview sound system
- 2.2 Producing digital audio
- 2.2 Music and speech
- 2.3 Speech Generation
- 2.4 Speech Analysis
- 2.5 Speech Transmission
- 2.6 Representation of audio files
- 2.7 Computer Music –MIDI
- 2.8 MIDI versus Digital Audio

**Unit 3: Images and Graphics**

(5 Hrs)

- 3.1 Uses of images and Graphics
- 3.2 Digital Image Representation
- 3.3 Image and graphics Format
- 3.4 Working with image and graphics
- 3.5 Image Synthesis, analysis and Transmission

**Unit 4: Video and Animation**

(6 Hrs)

- 4.1 Digital Video
- 4.2 Video signal representation
- 4.3 Computer Video Format
- 4.4 Computer- Based animation
- 4.5 Animation Language
- 4.6 Timeline and frame based animation
- 4.7 Timeline and Tween-Based animation





- 4.8 Methods of controlling Animation
- 4.9 Display of Animation
- 4.10 Transmission of Animation

**Unit 5: Data Compression**

(8 Hrs)

- 5.1 Need for Data Compression
- 5.2 Compression Basics
- 5.3 Storage Space
- 5.4 Coding Requirements
- 5.5 Lossless and Lossy Compression techniques
- 5.6 Source, Entropy and Hybrid Coding
- 5.7 Lossy Sequential DCT- based Mode
- 5.8 Expanded Lossy DCT-based Mode
- 5.9 JPEG and MPEG Compression

**Unit 6: Abstractions for programming**

(6 Hrs)

- 6.1 Abstractions Levels
- 6.2 Libraries
- 6.3 System Software
- 6.4 Toolkits
- 6.5 Higher Programming Languages
- 6.6 Object-oriented approaches

**Unit 7: Multimedia design**

( 6 Hrs)

- 7.1 Development phases and development teams
- 7.2 Analysis phase
- 7.3 Design Phase
- 7.4 Development phase
- 7.5 Implementation Phase
- 7.6 Evaluation and testing phase
- 7.7 Multimedia User Interface Design

**Unit 8 : Multimedia Application**

(6 Hrs)


- 8.1 Media preparation and composition
- 8.2 Media integration and communication
- 8.2 Media Entertainment
- 8.4 Telemedicine
- 8.5 E-learning
- 8.6 Digital video editing and production systems
- 8.7 Video conferencing
- 8.8 Video-on-demand

**Laboratory Works**

Labs consist of at least 8 practical experiments and two assignments covering the topics of the syllabus.

**Teaching Methods**

The teaching faculties are expected to create environment where students can update and upgrade themselves with the current scenario of computing and information technology with the help of topics listed in the syllabus. The general teaching pedagogy that can be followed by teaching faculties for this course includes class lectures, laboratory activity, group discussions, case studies, guest lectures, research work, project work, assignments (Theoretical and Practical), and written and verbal examinations.





## Evaluation

Examination Scheme				
Internal Assessment		External Assessment		Total
Theory	Practical	Theory	Practical	
20	20 (3 Hrs.)	60 (3 Hrs.)	-	

## Text Books

1. Ralf Steinmetz and Klara Nahrstedt , Multimedia: Computing, Communications and Applications, Pearson Education Asia
2. John F. Koegel Buford , Multimedia Systems, Pearson Education Asia

## Reference Books

1. Fred Halsall , Multimedia Communications, Applications, Networks, Protocols and Standards, Pearson Education Asia
2. Ralf Steinmetz and Klara Nahrstedt, Multimedia fundamentals, Pearson Education Asia





**Course Title: Knowledge Engineering (3 Cr.)**

**Course Code: CACS458**

**Year/Semester: IV/VIII**

**Class Load: 5 Hrs. / Week (Theory: 3Hrs. Practical: 2 Hrs.)**

**Course Description**

This course offers detailed concept about knowledge representation, logic, reasoning and principles. It includes introduction, knowledge acquisition, knowledge representation and reasoning. It does not entirely focus on theoretical concept but also strongly focuses on practical skill based learning.

**Course objectives**

The general objectives of this course are to provide theoretical as well as practical knowledge of knowledge engineering to make students capable of analysis, design, implementing and managing of knowledge engineering in their personal as well professional life.

**Course Contents**

**Unit 1: Introduction [6 Hrs.]**

- 1.1 Overview of data. Information and knowledge
- 1.2 Knowledge engineering and Knowledge management
- 1.3 Artificial intelligence use in knowledge Engineering
- 1.4 Knowledge based system and its applications

**Unit 2: Knowledge Acquisition [8 Hrs]**

- 2.1 Information gathering
- 2.2 Information retrieval
- 2.3 Applications of Natural Language processing
- 2.3.1 Morphology, lexicon, syntax and semantics
- 2.3.2 Parsing, POS tagging, named entity tagging

**Unit3: Machine Learning [12 Hrs]**

- 3.1 Machine Learning and its applications
- 3.2 Supervised and unsupervised learning
- 3.3 Classification and clustering
- 3.4 Classification algorithms
- 3.4.1 Linear classifiers
- 3.4.2 nearest neighbor
- 3.4.3 Support Vector Machines
- 3.4.4 Decision tree
- 3.4.5 Random forest
- 3.4.6 Neural networks
- 3.4.7 Case based reasoning

**Unit 4: Knowledge representation and reasoning [7Hrs]**

- 4.1 Proposition logic, predicate logic and reasoning
- 4.2 Knowledge representation languages
- 4.3 Non-monotonic reasoning
- 4.4 Probabilistic reasoning

**Unit 5: Ontology Engineering [6 Hrs]**

- 5.1 Overview to Ontology
- 5.2 Classifications of ontology
- 5.3 Methodology use in Ontology





## 5.4 Ontology VS Language

### Unit 6: Knowledge Sharing [9 Hrs]

- 6.1 Information Distribution and Integration
- 6.2 Semantic web and its applications
  - 6.2.1 RDF and linked data
  - 6.2.2 Description logic
  - 6.2.3 Web Ontology language
- 6.3 Social web and semantics

### Laboratory Works

The practical work consists of all features of knowledge engineering and case studies.

### Teaching Methods

The teaching faculties are expected to create environment where students can update and upgrade themselves with the current scenario of computing and information technology with the help of topics listed in the syllabus. The general teaching pedagogy that can be followed by teaching faculties for this course includes class lectures, laboratory activity, group discussions, case studies, guest lectures, research work, project work, assignments (Theoretical and Practical), and written and verbal examinations.

### Evaluation


Examination Scheme				
Internal Assessment		External Assessment		Total
Theory	Practical	Theory	Practical	
20	20 (3 Hrs.)	60 (3 Hrs.)	-	

### Text Books

3. Kendal, Simon, Creen, Malcolm, An Introduction to Knowledge engineering, Springer first edition, 2007
4. R.J. Brachman and H.J. Levesque. Knowledge representation and reasoning (Elsevier 2004)

### Reference Books

1. Stuart Russell and Peter Norvig, Artificial Intelligence: A modern approach ( Prentice Hall edition , second edition, 2002)
2. P. Jackson, Introduction to expert systems, Addison Wesley, 1999.
3. John Debenham, Knowledge Engineering: Unifying Knowledge Base and Database Design , Springer , 1998





**Course Title: Information Security (3 Cr.)**

**Course Code: CACS459**

**Year/Semester:**

**Class Load: 6 Hrs. / Week (Theory: 3Hrs. Practical: 3 Hrs.)**

**Course Description:** The course introduces the theoretical as well as practical concepts of computer and information security. The course includes concepts of cryptographic algorithms, authentication systems, access controls, malicious logics, network security and security audits.

**Course Objectives:** The objectives of this course are to familiarize the students with the computer security concepts, security policies and security mechanisms so that students will be able to design, implement and manage the secure computer systems.

**Course Contents:**

**Unit I: Overview of Computer security (4 Hrs)**

- 1.1. Computer Security Concepts
- 1.2. Computer Security, Information Security, Network Security
- 1.3. Threats, Attacks and Assets
- 1.4. Security Requirements
- 1.5. Security Design Principles
- 1.6. Attack Surfaces and Attack Trees
- 1.7. Computer Security Strategy

**Unit II: Cryptographic Algorithms (12 Hrs)**

- 2.1. Classical Cryptosystems: Caesar, Vignere, Playfair, Rail Fence Ciphers
- 2.2. Modern Ciphers: Block vs. Stream Ciphers, Symmetric vs. Asymmetric Ciphers
- 2.3. Symmetric Encryption: Fiestel Cipher Structure, Data Encryption Standards (DES), Basic Concepts of Fields: Groups, Rings, Fields, Modular Arithmetic, Galois Fields, Polynomial Arithmetic, Advanced Encryption Standards (AES)
- 2.4. Number Theory: Prime Numbers, Fermat's Theorem, Primality Testing: Miller-Rabin Algorithm, Euclidean Theorem, Extended Euclidean Theorem, Euler Totient Function
- 2.5. Asymmetric Encryption: Diffie-Helman Key Exchange, RSA Algorithm

**Unit III: Message Authentication and Hash Functions (6 Hrs)**

- 3.1. Message Authentication
- 3.2. Hash Functions
- 3.3. Message Digests: MD4 and MD5
- 3.4. Secure Hash Algorithms: SHA-1
- 3.5. HMAC
- 3.6. Digital Signatures

**Unit IV: User Authentication (5 Hrs)**

- 4.1. User Authentication Principles
- 4.2. Password-Based Authentication
- 4.3. Token-Based Authentication
- 4.4. Biometric Authentication
- 4.5. Remote User Authentication
- 4.6. Two Factor Authentication

**Unit V: Access Control (5 Hrs)**





- 5.1. Access Control Principles
- 5.2. Subjects, Objects and Access Rights
- 5.3. Access Control Matrix and Capability Lists
- 5.4. Discretionary Access Control
- 5.5. Role Based Access Control
- 5.6. Attribute Based Access Control
- 5.7. Identity, Credential and Access Management
- 5.8. Trust Frameworks

**Unit VI: Malicious Software and Intrusion (4 Hrs)**

- 6.1. Malicious Software
- 6.2. Virus and its phases, Virus Classification
- 6.3. Worm, Worm Propagation Model, State of Worm Technology
- 6.4. Trojan Horse
- 6.5. Intrusion and Intruders
- 6.6. Intrusion Detection System
- 6.7. Analysis Approaches: Anomaly Based, Signature Based
- 6.8. Honeypots

**Unit VII: Network Security (5 Hrs)**

- 7.1. Overview of Network Security
- 7.2. Email Security: S/MIME, Pretty Good Privacy (PGP)
- 7.3. Secure Socket Layer (SSL) and Transport Layer Security (TLS)
- 7.4. IP Security (IPSec)
- 7.5. Firewalls and their types

**Unit VIII: Security Auditing (7 Hrs)**

- 8.1. Security Audit
- 8.2. Security Auditing Architecture
- 8.3. Security Audit Trail
- 8.4. Implementing Logging Function
- 8.5. Audit Trail Analysis

**Laboratory Works:**


The laboratory work includes implementing and simulating the concepts of cryptographic algorithms, hash functions, digital signatures, authentication & authorization systems, and malicious logics. The laboratory work covers implementing programs for following;

- Classical ciphers like Caesar, Playfair, Railfence
- DES, AES
- Primality Testing, Euclidean Algorithm, RSA
- MD5, SHA
- Authentication systems like password based, Captcha, two factor authentication etc.
- Role Based Access Controls
- Malicious Logics

**Teaching Methods**

The major teaching methods that can be followed for this course includes class lectures, laboratory activity, group discussions, presentations and case studies. For the laboratory work, the instructor can choose any programming language based on comfort level of students.

**Evaluation**

*(Handwritten signature)*  




Examination Scheme				
Internal Assessment		External Assessment		Total
Theory	Practical	Theory	Practical	
20	20 (3 Hrs.)	60 (3 Hrs.)	-	

**Text Book:**

4. William Stallings and Lawrie Brown, Computer Security: Principles and Practice, Pearson
5. William Stallings, Cryptography and Network Security: Principles and Practice, Pearson.

**Reference Books:**

1. Mark Stamp, Information Security: Principles and Practices, Wiley
2. Matt Bishop, Introduction to Computer Security, Addison Wesley
3. Matt Bishop, Computer Security, Art and Science, Addison Wesley
4. Charles P. Pfleeger and Shari Lawrence Pfleeger, Security in Computing, Pearson

*PSA*



**Course Name: Internet of Things (3 Cr.)**

**Course Code: CACS460**

**Year/Semester: IV/VIII**

**Class Load: 5 Hrs. / Week (Theory: 3Hrs. Practical: 2 Hrs.)**

**Course Description:** The course introduces basics of IoT. It covers introductions of IoT, Devices and platform for developing IoT Systems, Design methodology, Data Analytics for IoT, Servers & Cloud offering and IoT system security.

**Objective:**

The objective of this course is to introduce the students about the principles, techniques, development and applications of IoT System.

**Course Contents:**

**Unit 1: Introduction to IoT**

[8Hrs.]

1.1 Definition and Characteristics of IoT.

1.2 Physical and Logical Design of IoT.

1.3 IoT Enabled Technologies

1.4 IoT and M2M

1.5 Domain Specific IoTs: Home Automation, Cities, Environment, Energy, Retail, Logistics, Agriculture, Industry, Health and Lifestyle.

**Unit 2: Sensor, Actuators and Interfacing**

[18 Hrs.]

2.1 Roles of Sensors and actuators, Types of sensors: Active and passive, analog and digital, Contact and no-contact, Absolute and relative

2.2 Working of sensors: Position, occupancy and motion, velocity and acceleration, force, pressure, flow, Acoustic, Humidity, light, radiation, temperature, chemical, biosensor, camera.

2.3 Development boards: Arduino and Raspberry pi installation, interfacing and programming using python.

**Unit 3: IoT Platform Design Methodology**

[6 Hrs.]

Case Study on IoT System for Weather Monitor

**Unit 4: Data and Analytics for IoT**

[10Hrs.]

4.1 An Introduction to Data Analytics for IoT

4.2 Machine Learning

4.3 Big Data Analytics Tools and Technology

4.4 Edge Streaming Analytics

4.5 Network Analytics

**Unit 5: IoT Physical Servers and Cloud Offering**

[3Hrs.]

Cloud storage models and Communication APIs of IoT Systems

**Unit 6: Securing IoT Systems**

[3Hrs.]

6.1 IoT Security Challenges

6.2 IoT System's Security Practices



*Handwritten signature*



**Laboratory Work:**


Implement the concept mentioned in the course using Python as a programming language, Arduino or Raspberry pi as a System board. All sensors mentioned in course should be implemented in a single project or separately to observe their working mechanism.

**Evaluation:**

Examination Scheme				
Internal Assessment		External Assessment		Total
Theory	Practical	Theory	Practical	
20	20	60	-	

**Reference Books:**

1. ArshdeepBahga, Vijay Madiseti, "Internet of Things (A Hands-on-Approach)", University Press India Pvt. Ltd., 2015.
2. David Hanes, Gonzalo Salgueiro, Patrick Grossetete, Robert Barton, Jerome Henry, "IoT Fundamentals: Networking Technologies, Protocols, and Use Cases for the Internet of Things", Pearson Education (Cisco Press Indian Reprint).
3. Raj Kamal, "Internet of Things: Architecture and Design Principles", McGraw Hill Education, 2017.
4. Gary Smart, "Practical Python Programming for IoT", ISBN-10: 1838982469
5. Gaston C. Hillar Internet of Things with Python, ISBN-10: 1785881388





# Applied Psychology

Paper: I  
CPSY. 475  
Credit: 3

Full marks 100  
(Th.:60+Pr.:40)  
Teach. Hrs.: 48

**Course Objective:** This course is designed to introduce students with various concepts underlying human behavior as a means to make proper decisions during managing people.

<b>Unit I Introduction</b>	8
1. History of Psychology	
2. Scope and Goals of Psychology	
3. Perspective in Psychology	
4. Methods of Psychology	
5. Application of Psychology in daily life	
<b>Unit II Perception and Social Behavior</b>	12
1. Factors influencing perception, perceptual organization	
2. Person Perception: concept, attribution theories, and application	
3. Impression formation and Management	
4. Social Behavior: Attitude, Persuasion, and Prejudice	
5. Social Influence on human behavior: Conformity, Compliance, and Obedience	
6. Errors in Perception	
<b>Unit III Motivation and Emotion</b>	10
1. Motivation: types of motivation, theories of motivation	
2. Emotion: types, theories, and importance of emotion	
3. Emotional intelligence: importance for counselor	
4. Emotional labor and its effect on human behavior	
<b>Unit IV Learning and Memory</b>	5
1. Theories of learning and their application: classical conditioning, operant conditioning, social learning	
2. Schedule of reinforcement and its importance	
3. Behavior modification	
4. Memory: memorization process, types of memory, false memories	
5. Forgetting: concept and causes	
6. Memory Improving techniques	
<b>Unit V Thinking, Intelligence and Personality</b>	13
1. Thinking: concept, elements of thinking and creative thinking	
2. Problem-solving: stages, and factors influencing problem-solving	
3. Intelligence: concept, factors influencing intelligence, intelligence quotient and measurement of intelligence, intellectual disability, and mental giftedness	
4. Personality: determinants of personality, measurement of personality (objective, projective and situational), big-five model and HEXACO model of personality	



शांतिपीठ तारा शांतिपीठ शांतिपीठ संकाय  
इंस्टीट्यूट ऑफ मैनेजमेंट स्टडीज  
सि. डि., कोटापुर



**References**

- Baron, R.A. (2009). *Psychology*. India: Pearson.
- Feldman, R. (Latest Edition). *Understanding Psychology*. India: McGraw Hill.
- Bhatta, K.R., Joshi, P.R. and Subba, S (2019). *Basic Psychology*. Kathmandu, Nepal: Kriti Publishers.
- Niraula, S. (Latest Edition). *Basic Psychology*. Kathmandu, Nepal: Buddha Publishers.



*Handwritten signature*